



**El Dorado ~ Alpine Counties**

**2008**

**Agricultural Crop & Livestock Report**



## DEPARTMENT OF AGRICULTURE WEIGHTS AND MEASURES

**William J. Stephans**  
Agricultural Commissioner  
Sealer of Weights and Measures

311 Fair Lane  
Placerville, CA 95667  
(530) 621-5520  
(530) 626-4756 FAX  
eldcag@co.el-dorado.ca.us

A.G. Kawamura, Secretary  
California Department of Food and Agriculture

### BOARD OF SUPERVISORS

<u>EL DORADO COUNTY</u>		<u>ALPINE COUNTY</u>	
John Knight	District 1	Donald M. Jardine	District 1
Ray Nutting	District 2	Henry "Skip" Veatch	District 2
James R. Sweeney	District 3	Philip D. Bennett	District 3
Ron Briggs	District 4	Terry Woodrow	District 4
Norma Santiago	District 5	Tom Sweeney	District 5

In accordance with Section 2279 of the California Food and Agricultural Code, I hereby submit the 2008 El Dorado & Alpine Counties Crop Report.


The El Dorado County gross crop value for 2008 was \$35.4 million which is an overall decrease of 33.5% from the 2007 values. The decline in total value was mainly due to weather related damage caused by low springtime temperatures and a dramatic decrease in timber harvesting. Specifically, timber values saw a precipitous 67.6% decrease from the prior year while many of the other crops experienced lower harvests of higher quality fruits.

The monetary values in this report are F.O.B. (Freight On Board) and do not reflect net returns or profits realized by the growers. It is estimated that the impact of agriculture on El Dorado County's economy totaled approximately \$377 million in 2008 of which the wine industry contributed an estimated \$171 million while Apple Hill added another \$101 million.

The Alpine County gross crop value for 2008 was estimated to be \$4.1 million which is a \$600,000 decrease from the 2007 value.


I wish to express my sincere appreciation to the many individuals and organizations that have contributed information to make this report possible. I particularly wish to thank members of my staff, Heather Meleski and Jesse Honeycutt, for compiling, tabulating and formatting the data.

Respectfully Submitted,

  
WILLIAM J. STEPHANS  
Agricultural Commissioner  
Sealer of Weights and Measures

# 2008 Crop Report

## Table of Contents



### **DEPARTMENTAL STAFF**

**WILLIAM J. STEPHANS**  
*Agricultural Commissioner*  
*Sealer of Weights and Measures*

**CHARLENE CARVETH**  
*Deputy Agricultural Commissioner*  
*Deputy Sealer of Weights and Measures*

#### **Agricultural Biologist** **Standards Inspectors**

CHRIS FLORES  
JESSE HONEYCUTT  
HEATHER MELESKI  
LEE ANNE MILA  
KC SARE  
GRETA SHUTLER

#### **Wildlife Services** JOHN CHANDLER

#### **Seasonal Ag. Technician**

MIKE DENTON  
JOHN GRAHAM

#### **Administrative Staff**

NANCY APPLGARTH  
DEANNA TOMPKINS  
MYRNA TOW

### **EL DORADO COUNTY**

Page

Fruit and Nut Crops .....	1&2
Livestock .....	3
Apiary Products .....	3
Hay and Pasture .....	3
Nursery Products .....	4
Christmas Trees .....	4
Timber Harvested & By-Products..	4
Organic Farms Acreage Graph.....	5
Total Values for All Categories.....	5
Pest Management & Eradication....	6
Sustainable Agriculture Report .	7&8

### **ALPINE COUNTY**

Livestock .....	6
Hay and Pasture .....	6
Pest Management & Eradication....	6
Sustainable Agriculture Report .	7&8

*El Dorado County*

*Fruit and Nut Crops*

Crop	Year	Acreage	Production Per Acre	Total Production	Unit	Value per Unit	Total Value
<b>PEARS</b>							
Bartlet/Bosc	2008			427	Tons	\$ 1,580	\$ 674,660
	2007			305	Tons	\$ 1,600	\$ 488,000
Cannery	2008			42	Tons	\$ 41	\$ 1,722
	2007			89	Tons	\$ 62	\$ 5,518
<b>Total Bart/Bosc</b>	2008	84	5.58	469	Tons	\$ 1,442	\$ 676,382
	2007	84	4.69	394	Tons	\$ 1,253	\$ 493,518
Asian	2008	41	10.15	416	Tons	\$ 3,420	\$ 1,422,720
	2007	41	6.34	260	Tons	\$ 2,000	\$ 520,000
<b>TOTAL PEARS</b>	2008	125					\$ 2,099,102
	2007	125					\$ 1,013,518

Crop	Year	Acreage	Production Per Acre	Total Production	Unit	Value per Unit	Total Value
<b>APPLES</b>							
Fresh	2008			3,765	Tons	\$ 1,360	\$ 5,120,400
	2007			5,378	Tons	\$ 1,336	\$ 7,185,008
Cannery/Apple Hill Products*	2008			2,200	Tons		\$ 418,000
	2007			3,072	Tons		\$ 583,680
Juice/Cider	2008			44,566	Gallons		\$ 307,060
	2007			55,627	Gallons		\$ 383,826
<b>TOTAL APPLES</b>	2008	845					\$ 5,845,460
	2007	845					\$ 8,152,514

\* Includes all "Enhanced Agricultural Products" such as fruit/nut pies and jams

*El Dorado County*

*Fruit and Nut Crops (continued)*

Crop	Year	Acreage	Production Per Acre	Total Production	Unit	Ave. Value per Unit	Total Value
<b>WINE GRAPES</b>							
Bearing	2008	1901	2.20	4,182	Tons	\$ 1,265	\$ 5,229,088
	2007	1747	2.88	5,029	Tons	\$ 1,228	\$ 6,021,458
Non-Bearing	2008	319	Total Acreage = 2220				
	2007	353					

Crop	Year	Acreage	Production Per Acre	Total Production	Unit	Value per Unit	Total Value
Cherries	2008	50	0.22	11	Tons	\$ 5,580	\$ 61,380
	2007	51	0.78	40	Tons	\$ 4,800	\$ 192,000
Peaches	2008	105	1.34	141	Tons	\$ 2,740	\$ 386,340
	2007	105	3.28	344	Tons	\$ 2,640	\$ 908,160
Plums	2008	52	1.60	83	Tons	\$ 2,000	\$ 166,000
	2007	52	2.96	154	Tons	\$ 1,960	\$ 301,840
Walnuts	2008	145	0.33	48	Tons	\$ 1,360	\$ 65,280
	2007	158	0.50	79	Tons	\$ 1,580	\$ 124,820
Olives	2008	33	0.29	10	Tons	\$ 4,000	\$ 38,000
	2007*	0		0	Tons	\$ -	\$ -

\*2008 is first year olives are being reported as a separate category

Totals	Year	Total Acreage	Total Value
<b>FRUIT &amp; NUT CROPS</b>	2008	3575	\$ 13,891,569
	2007	3435	\$ 16,714,310
<b>MINOR &amp; MISC. CROPS*</b>	2008		\$ 561,000
	2007		\$ 566,817

\*Minor and Miscellaneous includes: Truck Gardens, Berries, Nectarines, Citrus, Chestnuts, Avocados, Pumpkins, Tomatoes and Persimmons

# El Dorado County

## Livestock

	Year	Number of Head	Total Live Weight	Unit	Average Unit Value	Total Value
Cattle and Calves	2008	6146	63,304	cwt.**	\$ 85.80	\$ 5,431,483
	2007	7025	72,896	cwt.	\$ 90.28	\$ 6,581,051
Goats and Kids***	2008	2500		per head	\$ 210.00	\$ 525,000
	2007	2500		per head	\$ 214.12	\$ 535,300
Misc.*	2008					\$ 1,254,770
	2007					\$ 1,568,463
TOTAL LIVESTOCK	2008					\$ 7,211,253
	2007					\$ 8,684,814

\*Misc. Includes: Turkeys, Ducks, Geese, Chickens, Hatching Eggs, Llamas, Alpacas, Hogs/Pigs, Sheep, Emu, Ostrich and Wool/By-products

\*\*cwt. = hundredweight = 100 pounds

\*\*\*Goats and Kids represents - Meat, Dairy, Show and By-products

## Apiary Products

	Year	Units	Total Value
Apiary Products	2008	4000 colonies	\$ 650,000
	2007	4000 colonies	\$ 600,000

Includes: Honey, Bees Wax, Pollen and Pollination

## Hay and Pasture

Crop	Year	Acres	Units	Value Per Unit	Total Value
Hay, Tame	2008	216	281	Tons \$ 135.00	\$ 37,935
	2007	216	367	Tons \$ 121.00	\$ 44,407
Irrigated Pasture	2008	927		Acres \$ 142.00	\$ 131,634
	2007	927		Acres \$ 128.00	\$ 118,656
Rangeland (Dryland)	2008	233,000		Acres \$ 12.00	\$ 2,796,000
	2007	233,000		Acres \$ 13.00	\$ 3,029,000
TOTAL HAY AND PASTURE	2008				\$ 2,965,569
	2007				\$ 3,192,063

*El Dorado County*

*Nursery Products*

	<b>Year</b>	<b>Acreage</b>	<b>Value</b>
<b>TOTAL NURSERY</b>	2008	40	\$ 1,560,001
	2007	40	\$ 2,168,978

*Christmas Trees*

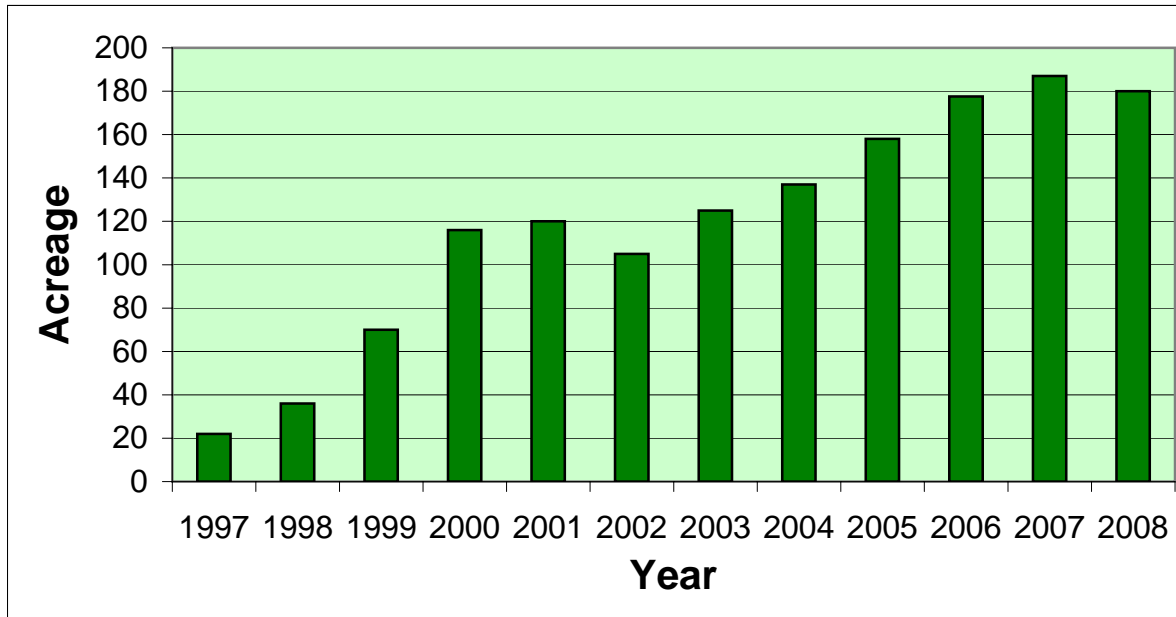
	<b>Year</b>	<b>Production</b>	<b>Unit</b>	<b>Unit</b>	<b>Value</b>
<b>Wholesale</b>	2008	8,412	Each	\$ 25.00	\$ 210,300
	2007	8,454	Each	\$ 25.34	\$ 214,224
<b>Choose and Cut</b>	2008	54,701	Each	\$ 42.23	\$ 2,310,023
	2007	54,976	Each	\$ 45.50	\$ 2,501,408
<b>TOTAL CHRISTMAS TREES</b>	2008				\$ 2,520,323
	2007				\$ 2,715,632

*Timber Harvested and By-Products*

	<b>Year</b>	<b>Production</b>	<b>Unit</b>	<b>Value</b>
<b>Private and Public Forest</b>	2008	44,726	MBF	\$ 5,963,675
	2007	91,055	MBF	\$ 18,521,478
<b>Wood Sales and Permits</b>	2008	2,443	MBF	\$ 57,406
	2007	2,517	MBF	\$ 38,436
<b>TOTAL TIMBER</b>	2008	47,169		\$ 6,021,081
	2007	93,572		\$ 18,559,914

# *El Dorado County*

## *Registered Organic Farm Acreage In El Dorado County*



## *Total Values For All Categories*

<b>Crop</b>	<b>Year</b>	<b>Value</b>
<b>Fruit and Nut</b>	2008	\$ 13,891,569
	2007	\$ 16,714,310
<b>Minor and Misc. Crops</b>	2008	\$ 561,000
	2007	\$ 566,817
<b>Apiary Products</b>	2008	\$ 650,000
	2007	\$ 600,000
<b>Livestock</b>	2008	\$ 7,211,253
	2007	\$ 8,684,814
<b>Hay and Pasture</b>	2008	\$ 2,965,569
	2007	\$ 3,192,063
<b>Nursery Products</b>	2008	\$ 1,560,001
	2007	\$ 2,168,978
<b>Christmas Trees</b>	2008	\$ 2,520,323
	2007	\$ 2,715,632
<b>Timber</b>	2008	\$ 6,021,081
	2007	\$ 18,559,914
<b>GRAND TOTAL</b>	2008	\$ 35,380,796
	2007	\$ 53,202,528



# Alpine County

## Livestock

	Year	Number of Head	Total Live Weight	Unit	Value per Unit	Total Value
Cattle and Calves	2008	1820	27,646	cwt.**	\$ 85.80	\$ 2,372,027
Cattle and Calves	2007	2079	31,564	cwt.	\$ 90.28	\$ 2,849,598

\*\*cwt. = hundredweight = 100 pounds

## Hay and Pasture

Crop	Year	Acres	Units	Value Per Unit	Total Value
Hay, Tame	2008	8	16 Tons	\$ 135.00	\$ 2,160
	2007	8	16 Tons	\$ 121.00	\$ 1,936
Irrigated Pasture	2008	1,143	Acres	\$ 125.00	\$ 142,875
	2007	1,143	Acres	\$ 125.00	\$ 142,875
Rangeland (Dryland)	2008	133,000	Acres	\$ 12.00	\$ 1,596,000
	2007	133,000	Acres	\$ 13.00	\$ 1,729,000
<b>TOTAL HAY AND PASTURE</b>	2008				\$ 1,741,035
	2007				\$ 1,873,811

## El Dorado & Alpine Counties

### Pest Management and Eradication

Pest	Agent/Mechanism	Scope of Program
Canada thistle ( <i>Cirsium arvense</i> )	Chemical/Mechanical	Eradication
Diffuse knapweed ( <i>Centaurea diffusa</i> )	Chemical/Mechanical	Eradication
Gill's Mealybug ( <i>Ferrisia gilli</i> )	Chemical	Management
Hoary cress ( <i>Cardaria pubescens</i> )	Chemical/Mechanical	Eradication
Oblong spurge ( <i>Euphorbia oblongata</i> )	Chemical/Mechanical	Eradication
Purple loosestrife ( <i>Lythrum salicaria</i> )	Chemical/Mechanical	Eradication
Russian knapweed ( <i>Acroptilon repens</i> )	Chemical/Mechanical	Eradication
Skeletonweed ( <i>Chondrilla juncea</i> )	Chemical/Mechanical	Management
Spotted knapweed ( <i>Centaurea maculosa</i> )	Chemical/Mechanical	Eradication
Tall whitetop ( <i>Lepidium latifolium</i> )	Chemical/Mechanical	Eradication
Toadflax ssp. ( <i>Linaria genistifolia</i> )	Chemical/Mechanical	Eradication
Yellow starthistle ( <i>Centaurea solstitialis</i> )	Mechanical/Chemical/Bio-control	Management

# *Sustainable Agriculture Reporting for El Dorado and Alpine Counties*

<b>Pest Exclusion</b>
<i>Prevents the introduction of detrimental pests that are not of common occurrence in California. Over <b>1709 inspections at 444 locations</b> were made during 2008.</i>
<b>Pest Detection</b>
<i>Monitoring program to detect pests that may have entered El Dorado County despite pest exclusion efforts. Over <b>900 traps</b> were placed in 2008 in both rural and urban areas to detect various pests.</i>
<b>Pest Eradication</b>
<i>Includes chemical and mechanical treatments. Gill's Mealybug infestations were treated by the growers in cooperation with this Department during the 2008 growing season.</i>
<b>Pest Management</b>
<i><u>El Dorado County Noxious Weed Management Group:</u> Coordinates invasive weed control, education and eradication among federal, state, county and private agencies along the west slope, within the Lake Tahoe Basin and throughout Alpine County.</i>
<i><u>Glassy-winged Sharpshooter (GWSS) Pest Management Program:</u> Includes inspections of all nursery stock shipped into the county from known GWSS infested areas. Over <b>400 insect traps</b> have been deployed and monitored throughout the county.</i>
<i><u>Biological Control Program:</u> Releases insects and other organisms that act as natural enemies against noxious pests. Biocontrol projects include: Leaf beetle (<i>Chrysolina quadrigemina</i>) to <b>control Klamath Weed</b>. Seed weevil (<i>Eustenopus villosus</i>), the Peacock fly (<i>Chaetorellia australis</i>), the bud weevil (<i>Bangasternus orientalis</i>), the gall fly (<i>Urophora sirunaseva</i>), the flower weevil (<i>Larinus curtus</i>), the hairy weevil (<i>Eustenopus villosus</i>), and the rust fungus (<i>Puccinia jaceae</i> var. <i>solstitialis</i>) to <b>reduce the spread of Yellow Starthistle</b>. The El Dorado County Department of Agriculture monitors and relocates the organisms in cooperation with the California Department of Food and Agriculture.</i>
<i><u>Vertebrate Pest Management Program:</u> Assists growers and homeowners in the control of destructive vertebrate pests (i.e., mice, rats, etc.).</i>
<i><u>Wildlife Management Program:</u> Provides management of wildlife that are deprecating livestock, property and/or presenting a hazard to public health and safety in El Dorado and Alpine County.</i>
<b>Pesticide Monitoring</b>
<i>Monitoring program to protect public health, property, the environment and agricultural workers. This program is conducted in partnership with the California Department of Pesticide Regulation.</i>

## Commodity Evaluation and Marketing Programs

**Certified Farmer's Market Program:** *Allows farmers to market directly to consumers at area Certified Farmer's Markets. Grower inspections are conducted by the Department to validate the registration. There were **56 growers** registered as certified growers with production areas within the county.*

**Organic Program:** *Includes registration by growers in order to market farm products as organically grown. Grower inspections are conducted by the Department to validate the registration. In 2008, **18 growers** were registered as organic, **representing 180 acres** under production.*

**Standardization Program:** *Protects consumers and the fresh fruit, nut and vegetable industry from distribution of substandard products. Standardization laws establish minimum specifications for maturity, quality and size of commodities (i.e., apples, pears) plus standard container pack and labeling. Quality Control inspections are also conducted on nursery stock, eggs and seeds.*

