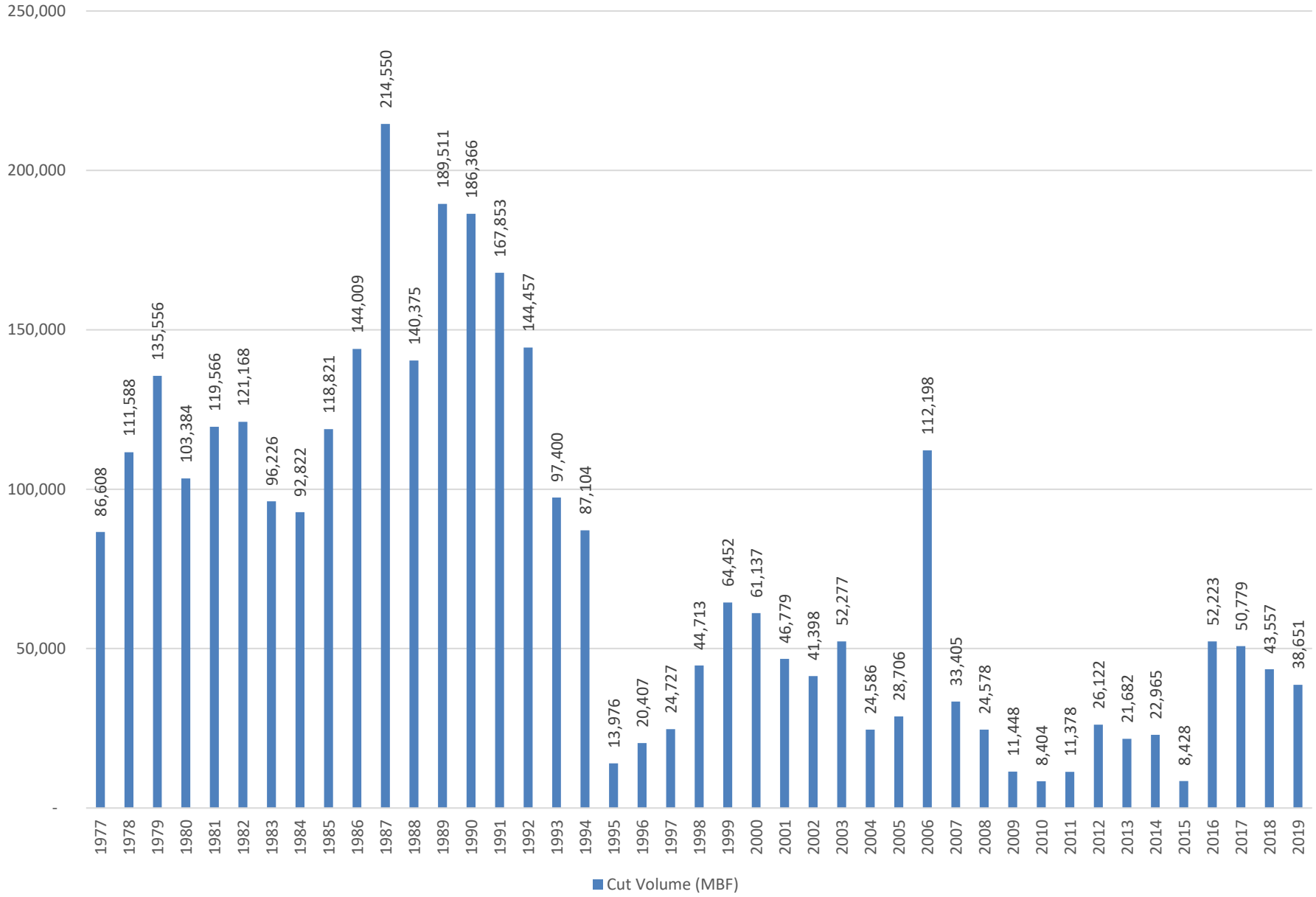
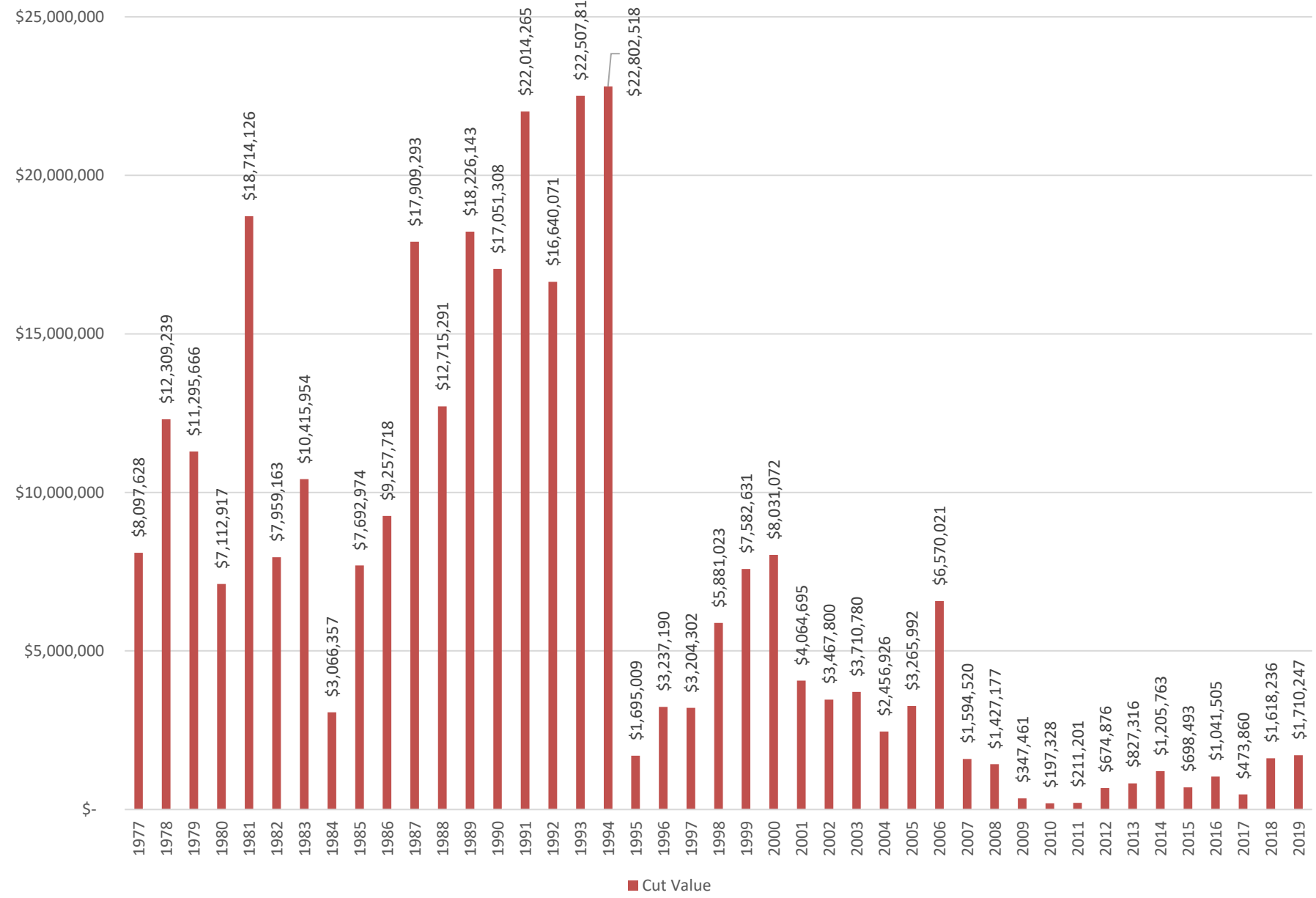


### Eldorado Forest - Cut Volume (MBF)

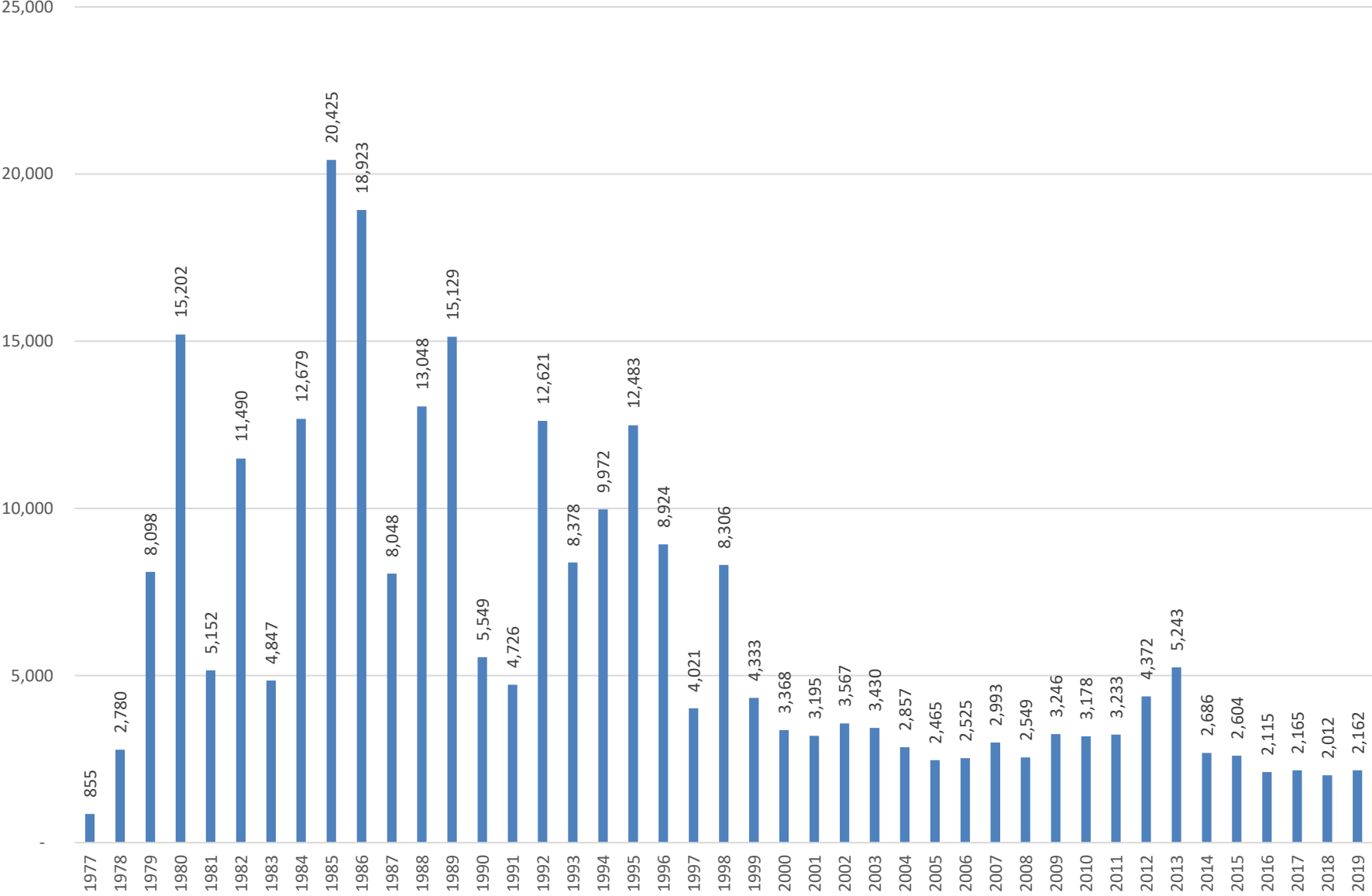


### Eldorado Forest - Cut Value



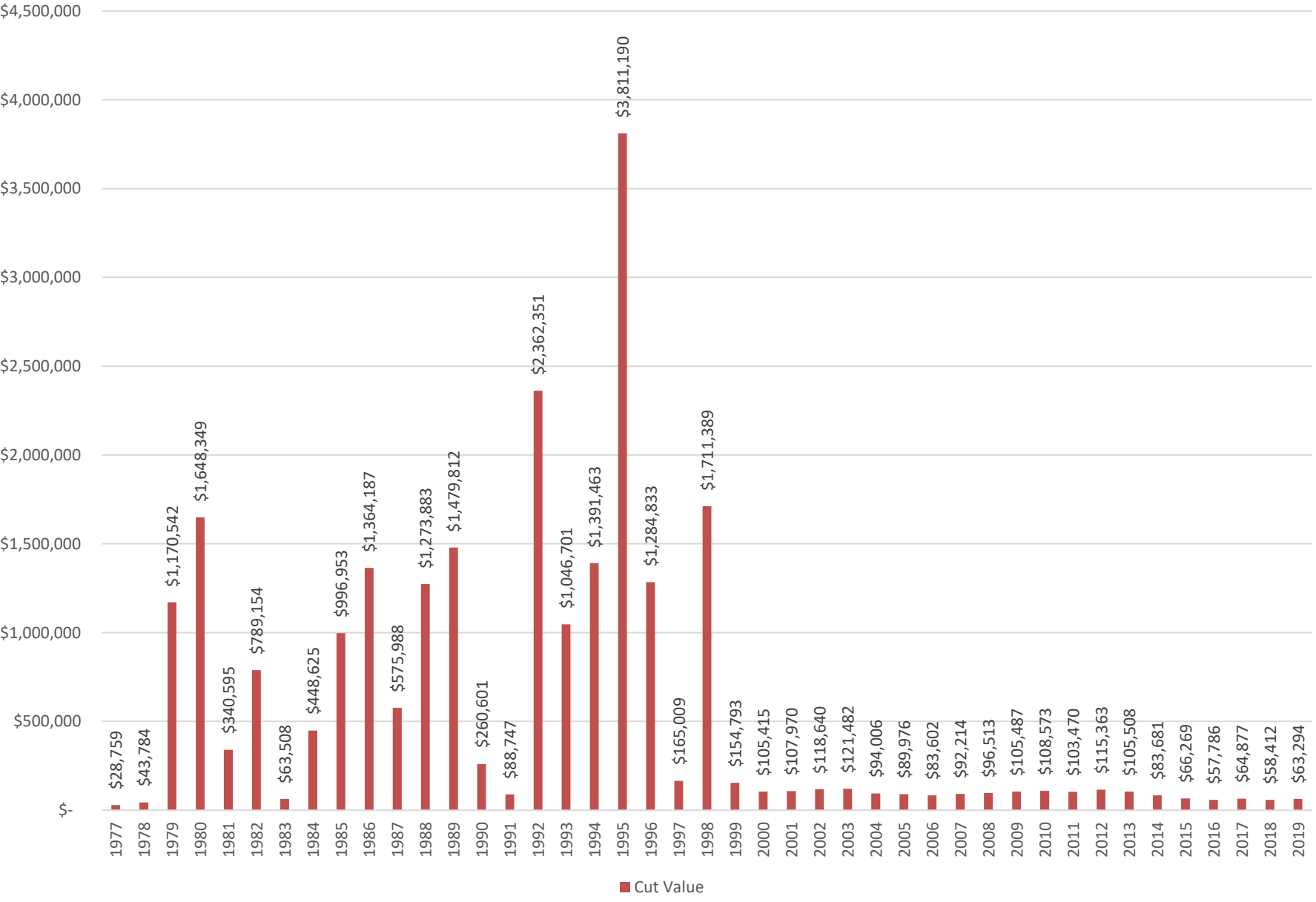
<b>Fiscal Yea</b>	<b>State Name</b>	<b>Forest Name</b>	<b>Cut Volume (MBF)</b>	<b>Cut Value</b>
1977	California	Eldorado National Forest	86,608	\$ 8,097,628
1978	California	Eldorado National Forest	111,588	\$ 12,309,239
1979	California	Eldorado National Forest	135,556	\$ 11,295,666
1980	California	Eldorado National Forest	103,384	\$ 7,112,917
1981	California	Eldorado National Forest	119,566	\$ 18,714,126
1982	California	Eldorado National Forest	121,168	\$ 7,959,163
1983	California	Eldorado National Forest	96,226	\$ 10,415,954
1984	California	Eldorado National Forest	92,822	\$ 3,066,357
1985	California	Eldorado National Forest	118,821	\$ 7,692,974
1986	California	Eldorado National Forest	144,009	\$ 9,257,718
1987	California	Eldorado National Forest	214,550	\$ 17,909,293
1988	California	Eldorado National Forest	140,375	\$ 12,715,291
1989	California	Eldorado National Forest	189,511	\$ 18,226,143
1990	California	Eldorado National Forest	186,366	\$ 17,051,308
1991	California	Eldorado National Forest	167,853	\$ 22,014,265
1992	California	Eldorado National Forest	144,457	\$ 16,640,071
1993	California	Eldorado National Forest	97,400	\$ 22,507,815
1994	California	Eldorado National Forest	87,104	\$ 22,802,518
1995	California	Eldorado National Forest	13,976	\$ 1,695,009
1996	California	Eldorado National Forest	20,407	\$ 3,237,190
1997	California	Eldorado National Forest	24,727	\$ 3,204,302
1998	California	Eldorado National Forest	44,713	\$ 5,881,023
1999	California	Eldorado National Forest	64,452	\$ 7,582,631
2000	California	Eldorado National Forest	61,137	\$ 8,031,072
2001	California	Eldorado National Forest	46,779	\$ 4,064,695
2002	California	Eldorado National Forest	41,398	\$ 3,467,800
2003	California	Eldorado National Forest	52,277	\$ 3,710,780
2004	California	Eldorado National Forest	24,586	\$ 2,456,926
2005	California	Eldorado National Forest	28,706	\$ 3,265,992
2006	California	Eldorado National Forest	112,198	\$ 6,570,021
2007	California	Eldorado National Forest	33,405	\$ 1,594,520
2008	California	Eldorado National Forest	24,578	\$ 1,427,177
2009	California	Eldorado National Forest	11,448	\$ 347,461
2010	California	Eldorado National Forest	8,404	\$ 197,328
2011	California	Eldorado National Forest	11,378	\$ 211,201
2012	California	Eldorado National Forest	26,122	\$ 674,876
2013	California	Eldorado National Forest	21,682	\$ 827,316
2014	California	Eldorado National Forest	22,965	\$ 1,205,763
2015	California	Eldorado National Forest	8,428	\$ 698,493
2016	California	Eldorado National Forest	52,223	\$ 1,041,505
2017	California	Eldorado National Forest	50,779	\$ 473,860
2018	California	Eldorado National Forest	43,557	\$ 1,618,236
2019	California	Eldorado National Forest	38,651	\$ 1,710,247

# Inyo Forest - Cut Volume (MBF)



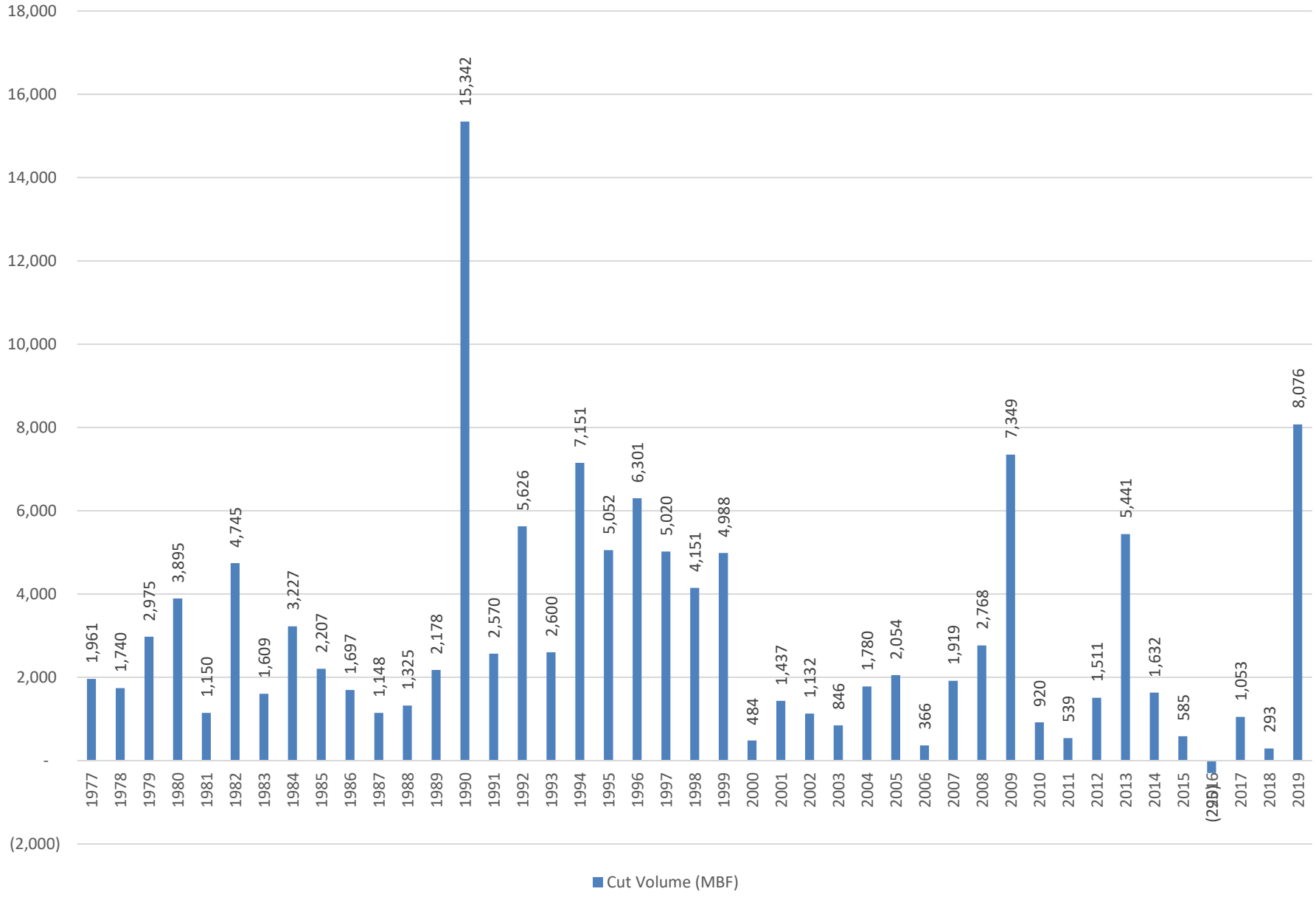
■ Cut Volume (MBF)

### Inyo Forest - Cut Value

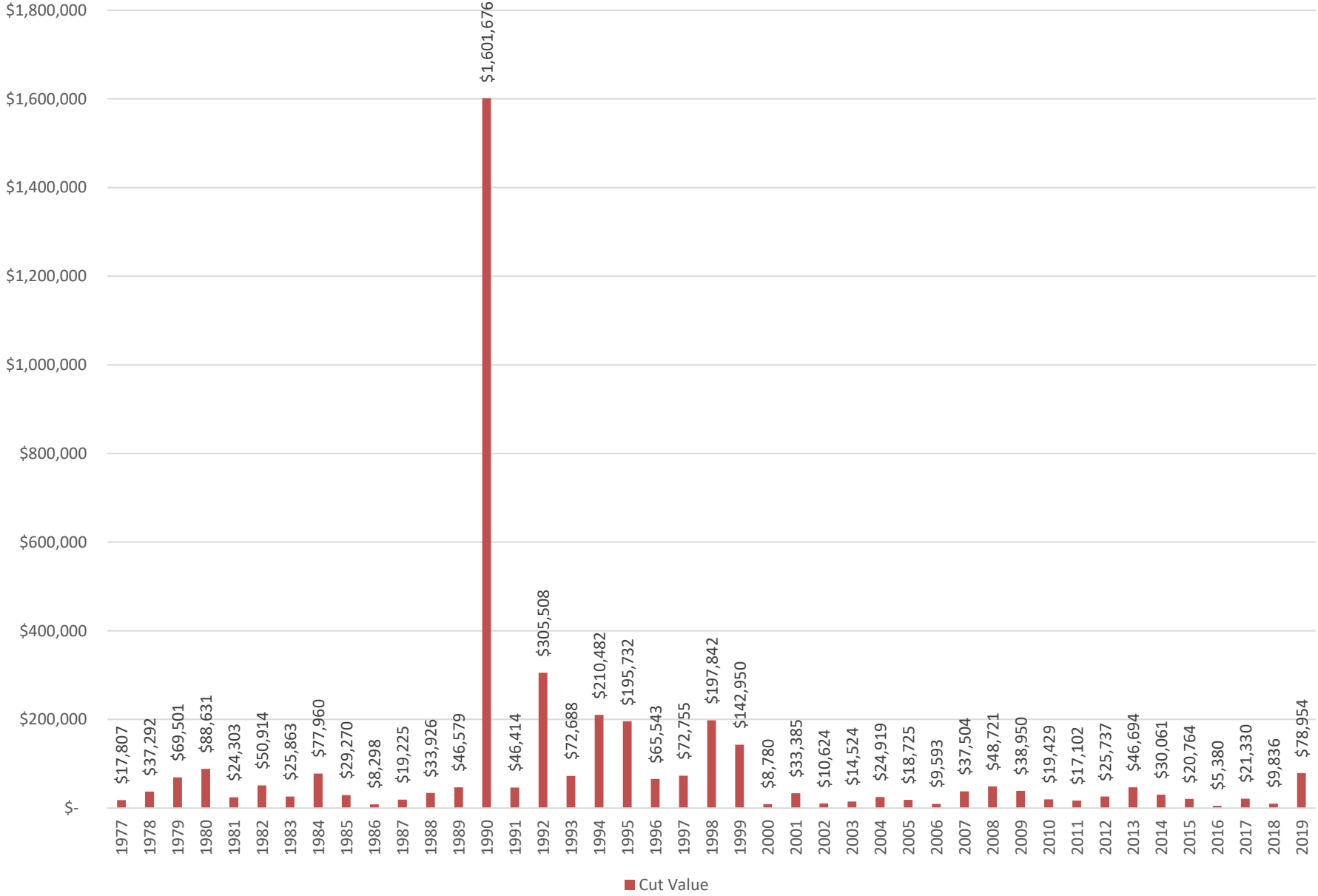


<b>Fiscal Year</b>	<b>State Name</b>	<b>Forest Name</b>	<b>Cut Volume</b>	<b>Cut Value</b>
1977	California	Inyo Natio	855	\$ 28,759
1978	California	Inyo Natio	2,780	\$ 43,784
1979	California	Inyo Natio	8,098	\$ 1,170,542
1980	California	Inyo Natio	15,202	\$ 1,648,349
1981	California	Inyo Natio	5,152	\$ 340,595
1982	California	Inyo Natio	11,490	\$ 789,154
1983	California	Inyo Natio	4,847	\$ 63,508
1984	California	Inyo Natio	12,679	\$ 448,625
1985	California	Inyo Natio	20,425	\$ 996,953
1986	California	Inyo Natio	18,923	\$ 1,364,187
1987	California	Inyo Natio	8,048	\$ 575,988
1988	California	Inyo Natio	13,048	\$ 1,273,883
1989	California	Inyo Natio	15,129	\$ 1,479,812
1990	California	Inyo Natio	5,549	\$ 260,601
1991	California	Inyo Natio	4,726	\$ 88,747
1992	California	Inyo Natio	12,621	\$ 2,362,351
1993	California	Inyo Natio	8,378	\$ 1,046,701
1994	California	Inyo Natio	9,972	\$ 1,391,463
1995	California	Inyo Natio	12,483	\$ 3,811,190
1996	California	Inyo Natio	8,924	\$ 1,284,833
1997	California	Inyo Natio	4,021	\$ 165,009
1998	California	Inyo Natio	8,306	\$ 1,711,389
1999	California	Inyo Natio	4,333	\$ 154,793
2000	California	Inyo Natio	3,368	\$ 105,415
2001	California	Inyo Natio	3,195	\$ 107,970
2002	California	Inyo Natio	3,567	\$ 118,640
2003	California	Inyo Natio	3,430	\$ 121,482
2004	California	Inyo Natio	2,857	\$ 94,006
2005	California	Inyo Natio	2,465	\$ 89,976
2006	California	Inyo Natio	2,525	\$ 83,602
2007	California	Inyo Natio	2,993	\$ 92,214
2008	California	Inyo Natio	2,549	\$ 96,513
2009	California	Inyo Natio	3,246	\$ 105,487
2010	California	Inyo Natio	3,178	\$ 108,573
2011	California	Inyo Natio	3,233	\$ 103,470
2012	California	Inyo Natio	4,372	\$ 115,363
2013	California	Inyo Natio	5,243	\$ 105,508
2014	California	Inyo Natio	2,686	\$ 83,681
2015	California	Inyo Natio	2,604	\$ 66,269
2016	California	Inyo Natio	2,115	\$ 57,786
2017	California	Inyo Natio	2,165	\$ 64,877
2018	California	Inyo Natio	2,012	\$ 58,412
2019	California	Inyo Natio	2,162	\$ 63,294

### Lake Tahoe Basin Mgmt Unit - Cut Volume (MBF)



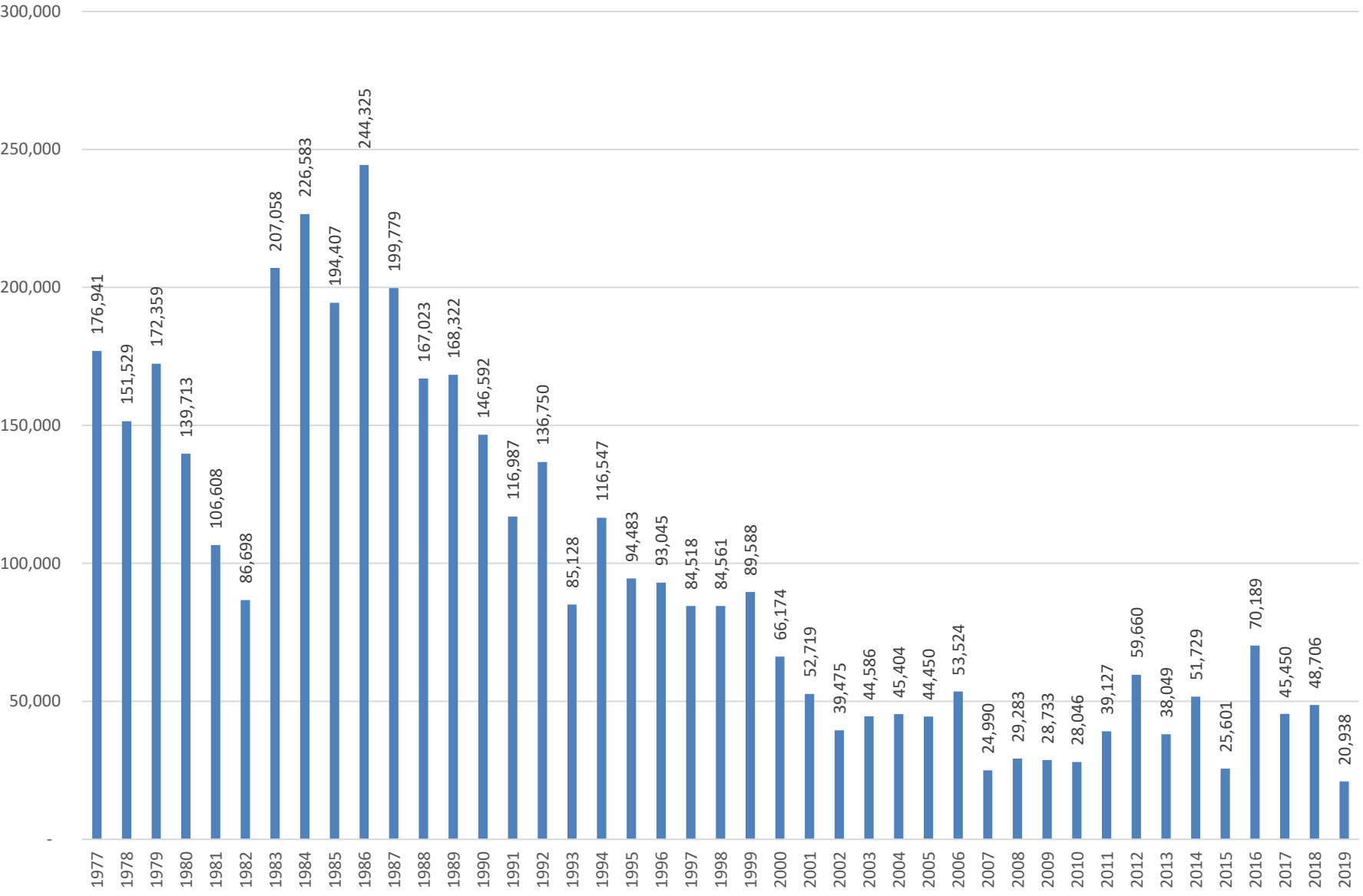
### Lake Tahoe Basin Mgmt Unit - Cut Value





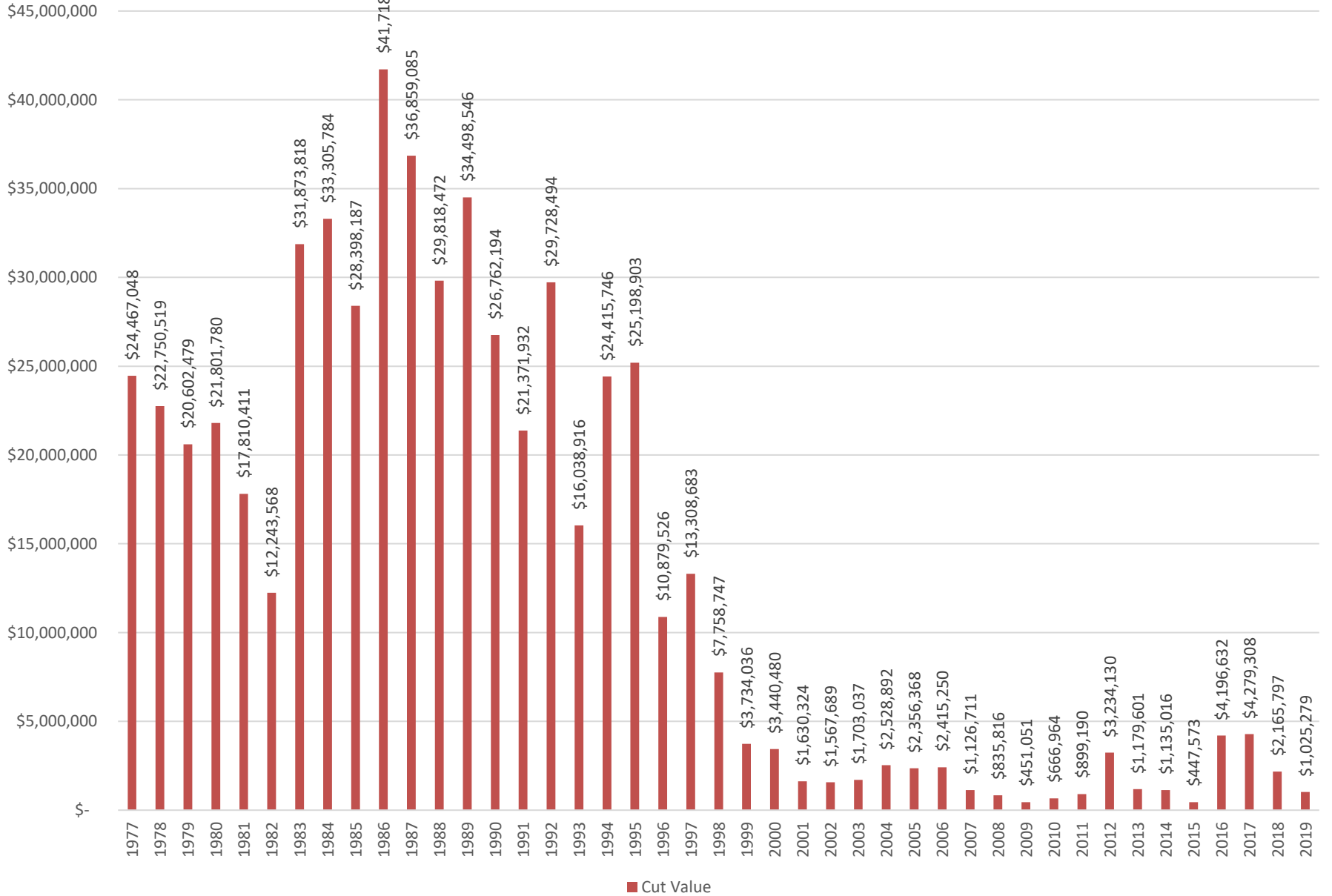
<b>Fiscal Year</b>	<b>State Name</b>	<b>Forest Name</b>	<b>Cut Volume</b>	<b>Cut Value</b>
1977	California	Lake Tahoe	1,961	\$ 17,807
1978	California	Lake Tahoe	1,740	\$ 37,292
1979	California	Lake Tahoe	2,975	\$ 69,501
1980	California	Lake Tahoe	3,895	\$ 88,631
1981	California	Lake Tahoe	1,150	\$ 24,303
1982	California	Lake Tahoe	4,745	\$ 50,914
1983	California	Lake Tahoe	1,609	\$ 25,863
1984	California	Lake Tahoe	3,227	\$ 77,960
1985	California	Lake Tahoe	2,207	\$ 29,270
1986	California	Lake Tahoe	1,697	\$ 8,298
1987	California	Lake Tahoe	1,148	\$ 19,225
1988	California	Lake Tahoe	1,325	\$ 33,926
1989	California	Lake Tahoe	2,178	\$ 46,579
1990	California	Lake Tahoe	15,342	\$ 1,601,676
1991	California	Lake Tahoe	2,570	\$ 46,414
1992	California	Lake Tahoe	5,626	\$ 305,508
1993	California	Lake Tahoe	2,600	\$ 72,688
1994	California	Lake Tahoe	7,151	\$ 210,482
1995	California	Lake Tahoe	5,052	\$ 195,732
1996	California	Lake Tahoe	6,301	\$ 65,543
1997	California	Lake Tahoe	5,020	\$ 72,755
1998	California	Lake Tahoe	4,151	\$ 197,842
1999	California	Lake Tahoe	4,988	\$ 142,950
2000	California	Lake Tahoe	484	\$ 8,780
2001	California	Lake Tahoe	1,437	\$ 33,385
2002	California	Lake Tahoe	1,132	\$ 10,624
2003	California	Lake Tahoe	846	\$ 14,524
2004	California	Lake Tahoe	1,780	\$ 24,919
2005	California	Lake Tahoe	2,054	\$ 18,725
2006	California	Lake Tahoe	366	\$ 9,593
2007	California	Lake Tahoe	1,919	\$ 37,504
2008	California	Lake Tahoe	2,768	\$ 48,721
2009	California	Lake Tahoe	7,349	\$ 38,950
2010	California	Lake Tahoe	920	\$ 19,429
2011	California	Lake Tahoe	539	\$ 17,102
2012	California	Lake Tahoe	1,511	\$ 25,737
2013	California	Lake Tahoe	5,441	\$ 46,694
2014	California	Lake Tahoe	1,632	\$ 30,061
2015	California	Lake Tahoe	585	\$ 20,764
2016	California	Lake Tahoe	(295)	\$ 5,380
2017	California	Lake Tahoe	1,053	\$ 21,330
2018	California	Lake Tahoe	293	\$ 9,836
2019	California	Lake Tahoe	8,076	\$ 78,954

### Lassen Forest - Cut Volume (MBF)



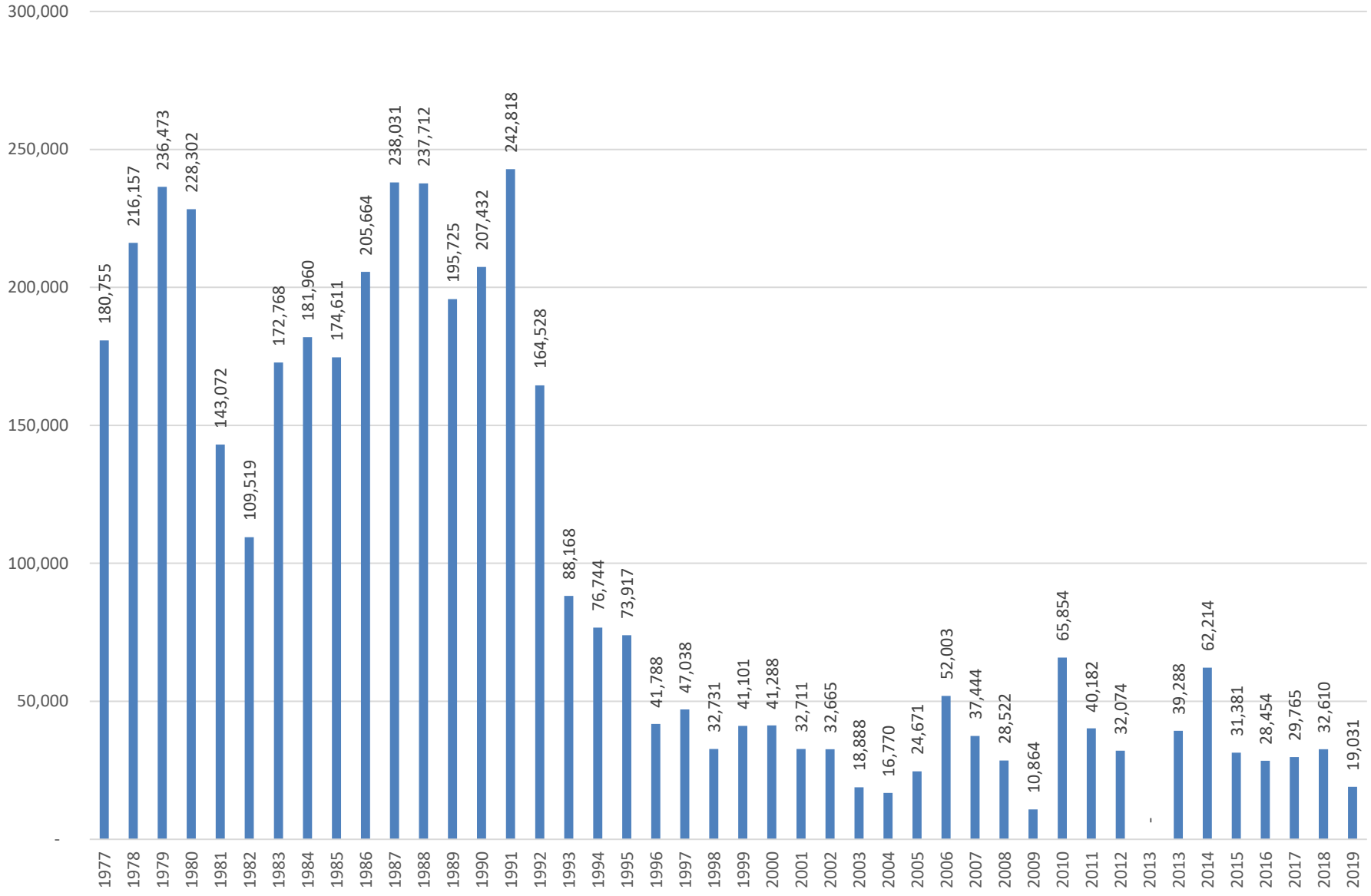
■ Cut Volume (MBF)

# Lassen Forest - Cut Value



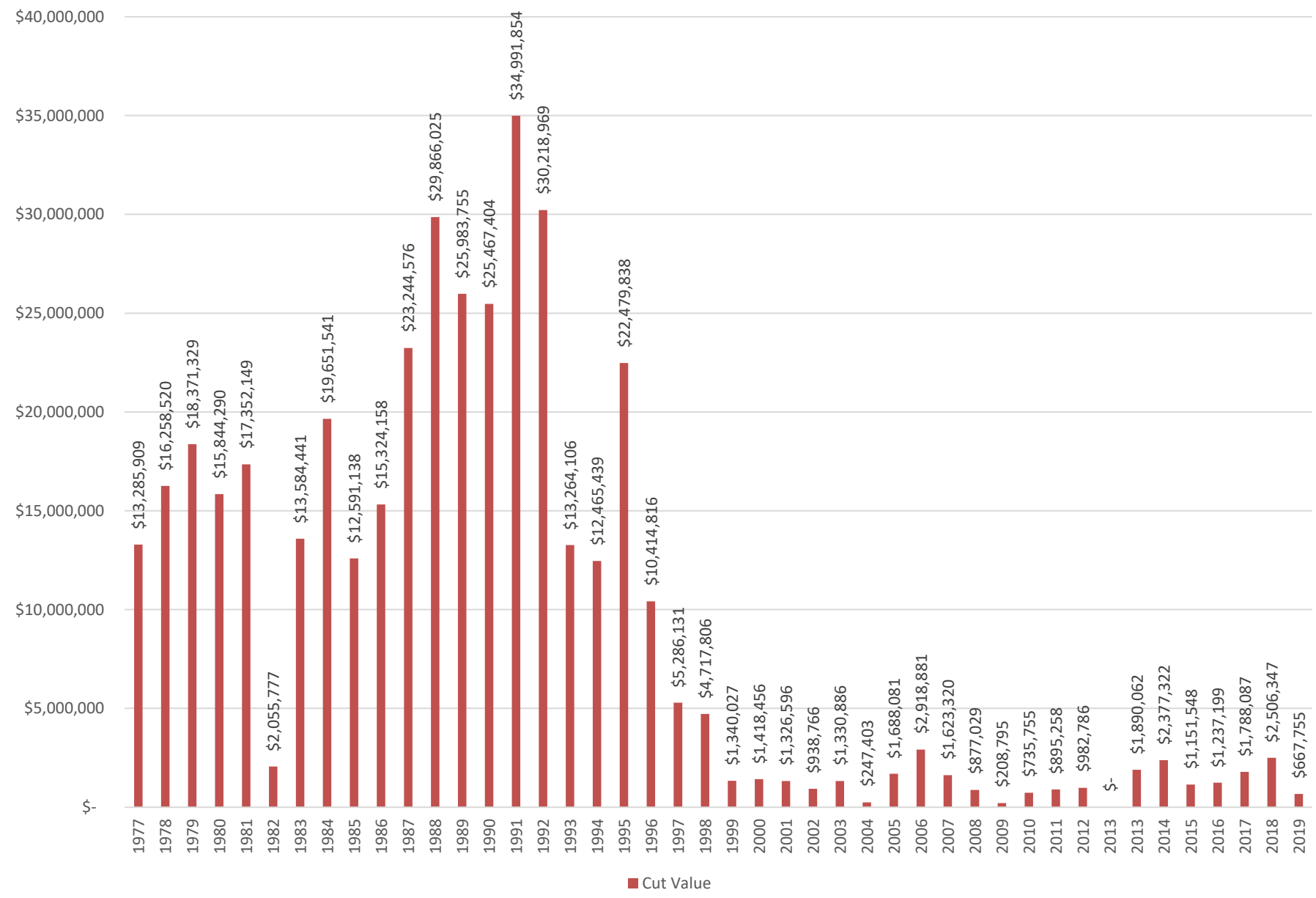
<b>Fiscal Yea</b>	<b>State Nam</b>	<b>Forest Nai</b>	<b>Cut Volume (M</b>	<b>Cut Value</b>
1977	California	Lassen Na	176,941	\$ 24,467,048
1978	California	Lassen Na	151,529	\$ 22,750,519
1979	California	Lassen Na	172,359	\$ 20,602,479
1980	California	Lassen Na	139,713	\$ 21,801,780
1981	California	Lassen Na	106,608	\$ 17,810,411
1982	California	Lassen Na	86,698	\$ 12,243,568
1983	California	Lassen Na	207,058	\$ 31,873,818
1984	California	Lassen Na	226,583	\$ 33,305,784
1985	California	Lassen Na	194,407	\$ 28,398,187
1986	California	Lassen Na	244,325	\$ 41,718,116
1987	California	Lassen Na	199,779	\$ 36,859,085
1988	California	Lassen Na	167,023	\$ 29,818,472
1989	California	Lassen Na	168,322	\$ 34,498,546
1990	California	Lassen Na	146,592	\$ 26,762,194
1991	California	Lassen Na	116,987	\$ 21,371,932
1992	California	Lassen Na	136,750	\$ 29,728,494
1993	California	Lassen Na	85,128	\$ 16,038,916
1994	California	Lassen Na	116,547	\$ 24,415,746
1995	California	Lassen Na	94,483	\$ 25,198,903
1996	California	Lassen Na	93,045	\$ 10,879,526
1997	California	Lassen Na	84,518	\$ 13,308,683
1998	California	Lassen Na	84,561	\$ 7,758,747
1999	California	Lassen Na	89,588	\$ 3,734,036
2000	California	Lassen Na	66,174	\$ 3,440,480
2001	California	Lassen Na	52,719	\$ 1,630,324
2002	California	Lassen Na	39,475	\$ 1,567,689
2003	California	Lassen Na	44,586	\$ 1,703,037
2004	California	Lassen Na	45,404	\$ 2,528,892
2005	California	Lassen Na	44,450	\$ 2,356,368
2006	California	Lassen Na	53,524	\$ 2,415,250
2007	California	Lassen Na	24,990	\$ 1,126,711
2008	California	Lassen Na	29,283	\$ 835,816
2009	California	Lassen Na	28,733	\$ 451,051
2010	California	Lassen Na	28,046	\$ 666,964
2011	California	Lassen Na	39,127	\$ 899,190
2012	California	Lassen Na	59,660	\$ 3,234,130
2013	California	Lassen Na	38,049	\$ 1,179,601
2014	California	Lassen Na	51,729	\$ 1,135,016
2015	California	Lassen Na	25,601	\$ 447,573
2016	California	Lassen Na	70,189	\$ 4,196,632
2017	California	Lassen Na	45,450	\$ 4,279,308
2018	California	Lassen Na	48,706	\$ 2,165,797
2019	California	Lassen Na	20,938	\$ 1,025,279

# Plumas Forest - Cut Volume (MBF)



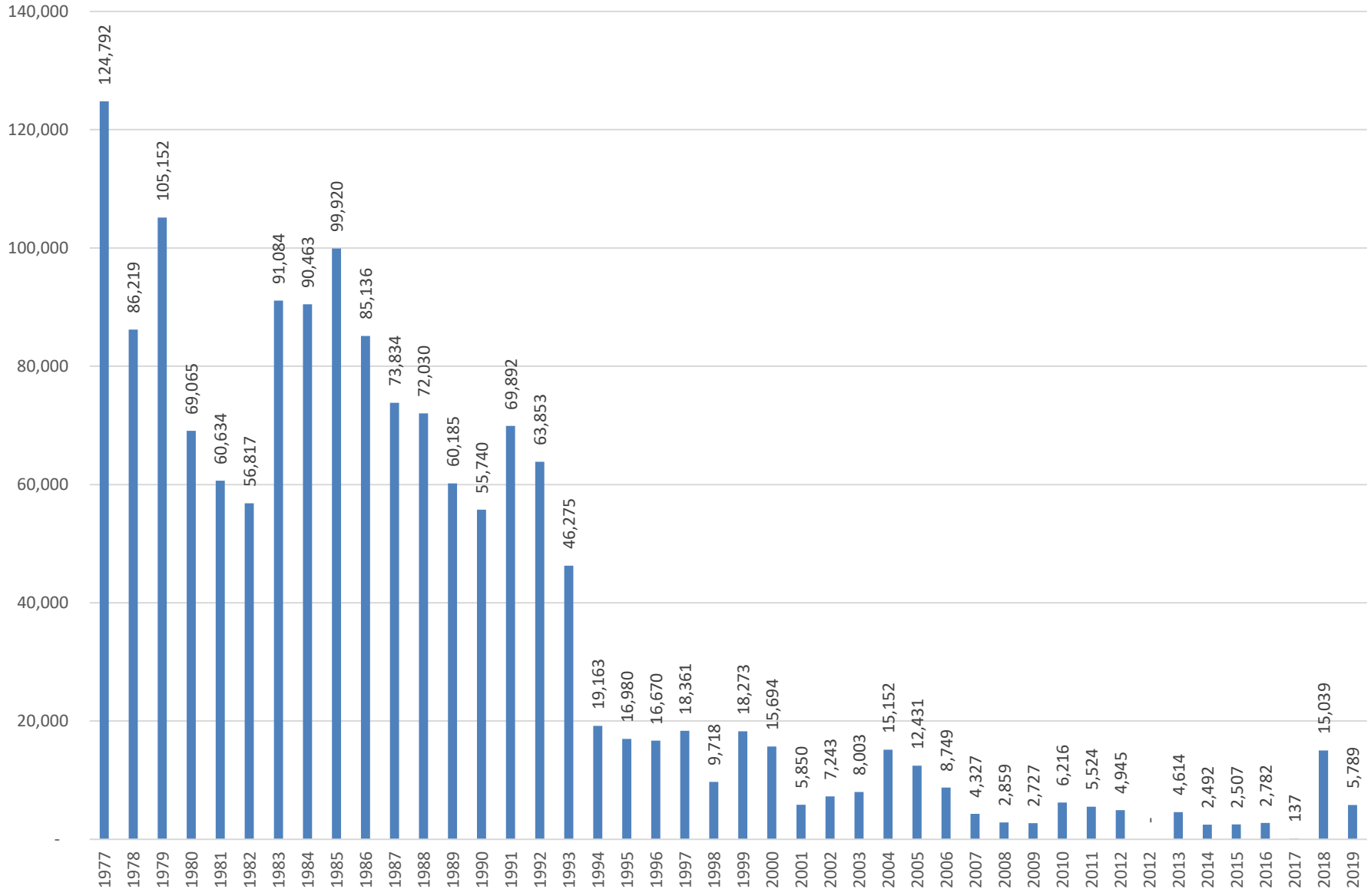
■ Cut Volume (MBF)

## Plumas Forest - Cut Value



<b>Fiscal Yea</b>	<b>State Nam</b>	<b>Forest Nai</b>	<b>Cut Volume</b>	<b>Cut Value</b>
1977	California	Plumas Na	180,755	\$ 13,285,909
1978	California	Plumas Na	216,157	\$ 16,258,520
1979	California	Plumas Na	236,473	\$ 18,371,329
1980	California	Plumas Na	228,302	\$ 15,844,290
1981	California	Plumas Na	143,072	\$ 17,352,149
1982	California	Plumas Na	109,519	\$ 2,055,777
1983	California	Plumas Na	172,768	\$ 13,584,441
1984	California	Plumas Na	181,960	\$ 19,651,541
1985	California	Plumas Na	174,611	\$ 12,591,138
1986	California	Plumas Na	205,664	\$ 15,324,158
1987	California	Plumas Na	238,031	\$ 23,244,576
1988	California	Plumas Na	237,712	\$ 29,866,025
1989	California	Plumas Na	195,725	\$ 25,983,755
1990	California	Plumas Na	207,432	\$ 25,467,404
1991	California	Plumas Na	242,818	\$ 34,991,854
1992	California	Plumas Na	164,528	\$ 30,218,969
1993	California	Plumas Na	88,168	\$ 13,264,106
1994	California	Plumas Na	76,744	\$ 12,465,439
1995	California	Plumas Na	73,917	\$ 22,479,838
1996	California	Plumas Na	41,788	\$ 10,414,816
1997	California	Plumas Na	47,038	\$ 5,286,131
1998	California	Plumas Na	32,731	\$ 4,717,806
1999	California	Plumas Na	41,101	\$ 1,340,027
2000	California	Plumas Na	41,288	\$ 1,418,456
2001	California	Plumas Na	32,711	\$ 1,326,596
2002	California	Plumas Na	32,665	\$ 938,766
2003	California	Plumas Na	18,888	\$ 1,330,886
2004	California	Plumas Na	16,770	\$ 247,403
2005	California	Plumas Na	24,671	\$ 1,688,081
2006	California	Plumas Na	52,003	\$ 2,918,881
2007	California	Plumas Na	37,444	\$ 1,623,320
2008	California	Plumas Na	28,522	\$ 877,029
2009	California	Plumas Na	10,864	\$ 208,795
2010	California	Plumas Na	65,854	\$ 735,755
2011	California	Plumas Na	40,182	\$ 895,258
2012	California	Plumas Na	32,074	\$ 982,786
2013	California	Plumas Na	-	\$ -
2013	California	Plumas Na	39,288	\$ 1,890,062
2014	California	Plumas Na	62,214	\$ 2,377,322
2015	California	Plumas Na	31,381	\$ 1,151,548
2016	California	Plumas Na	28,454	\$ 1,237,199
2017	California	Plumas Na	29,765	\$ 1,788,087
2018	California	Plumas Na	32,610	\$ 2,506,347
2019	California	Plumas Na	19,031	\$ 667,755

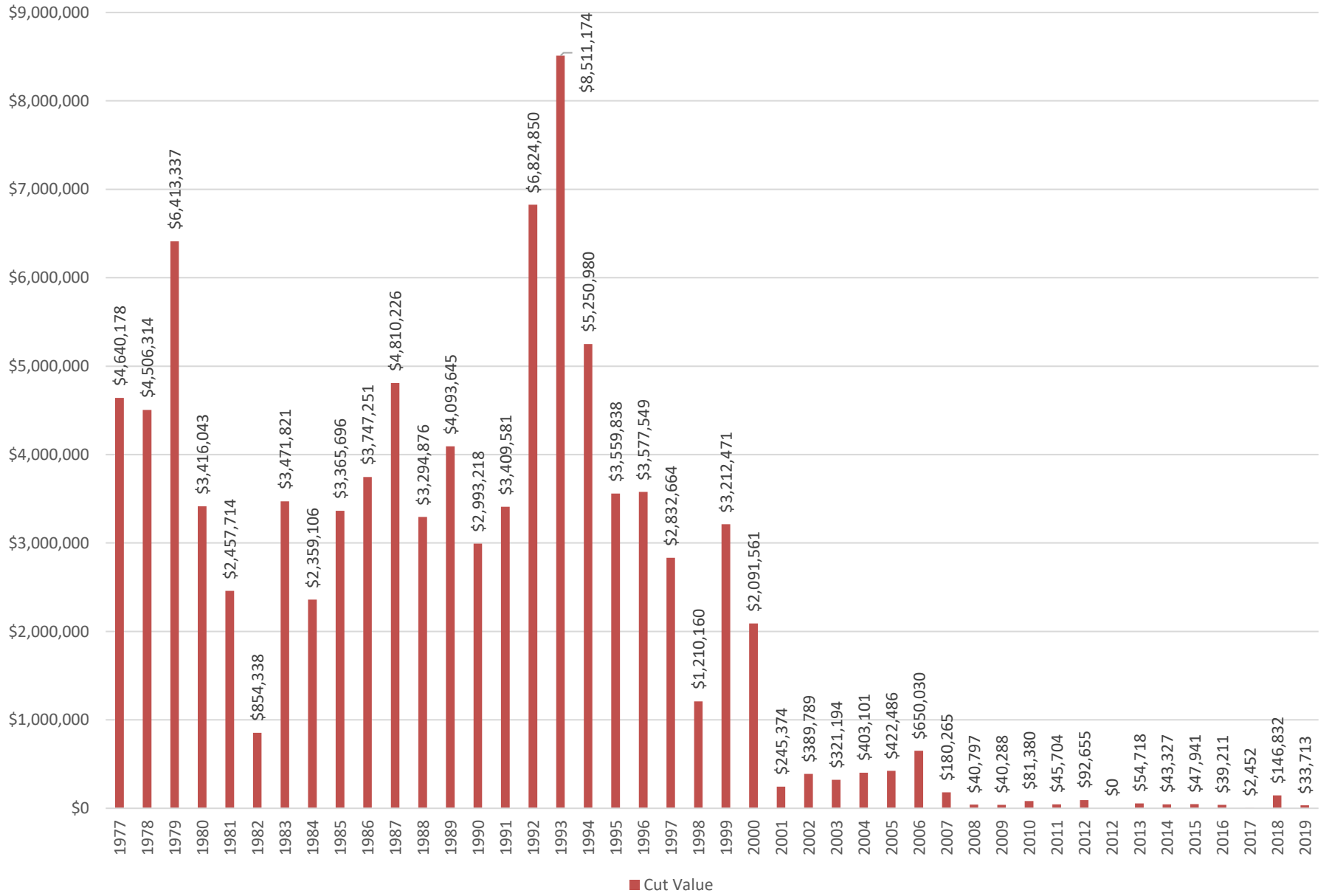
### Sequoia Forest - Cut Volume (MBF)



■ Cut Volume (MBF)

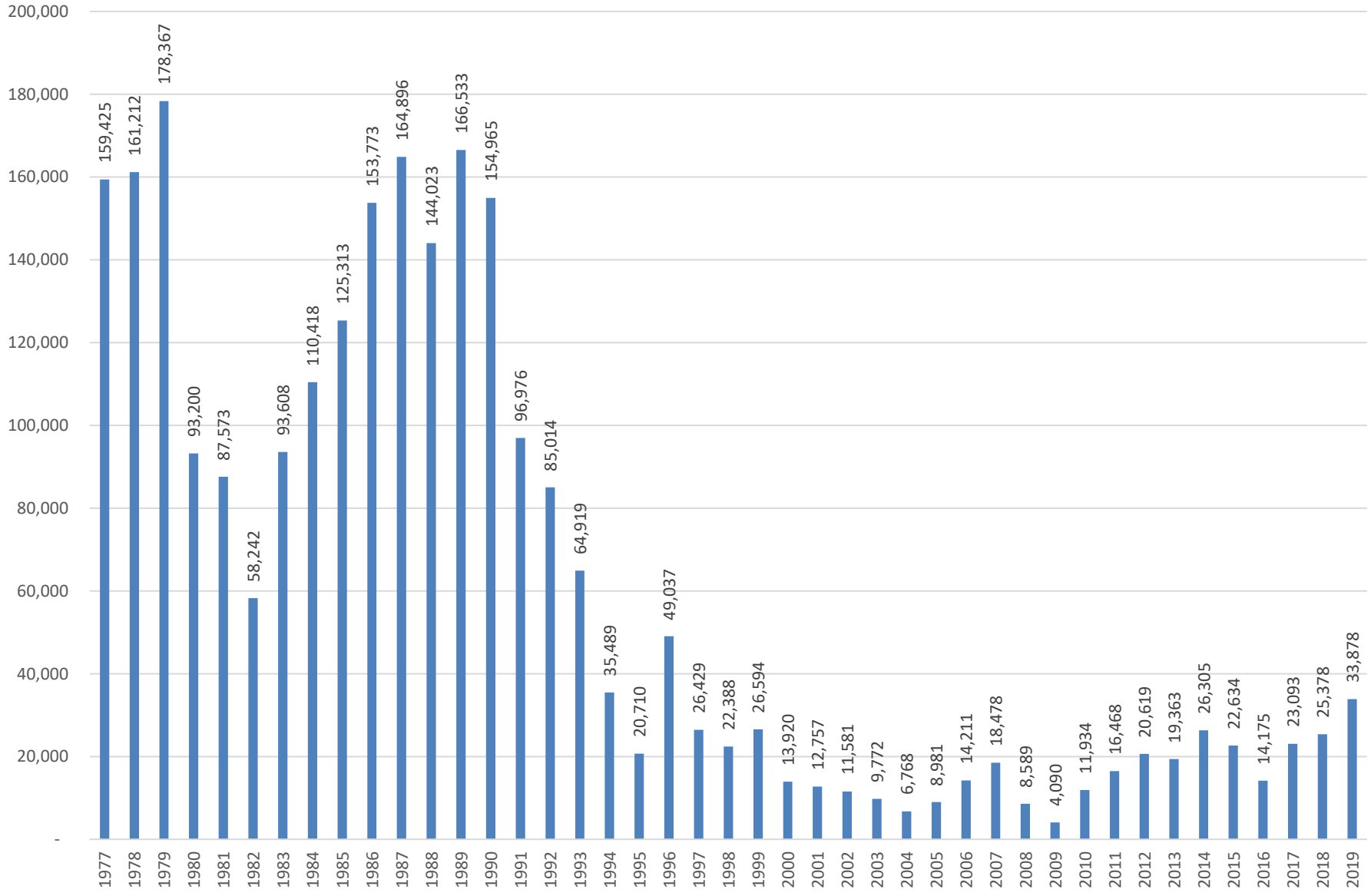


## Sequoia Forest - Cut Value



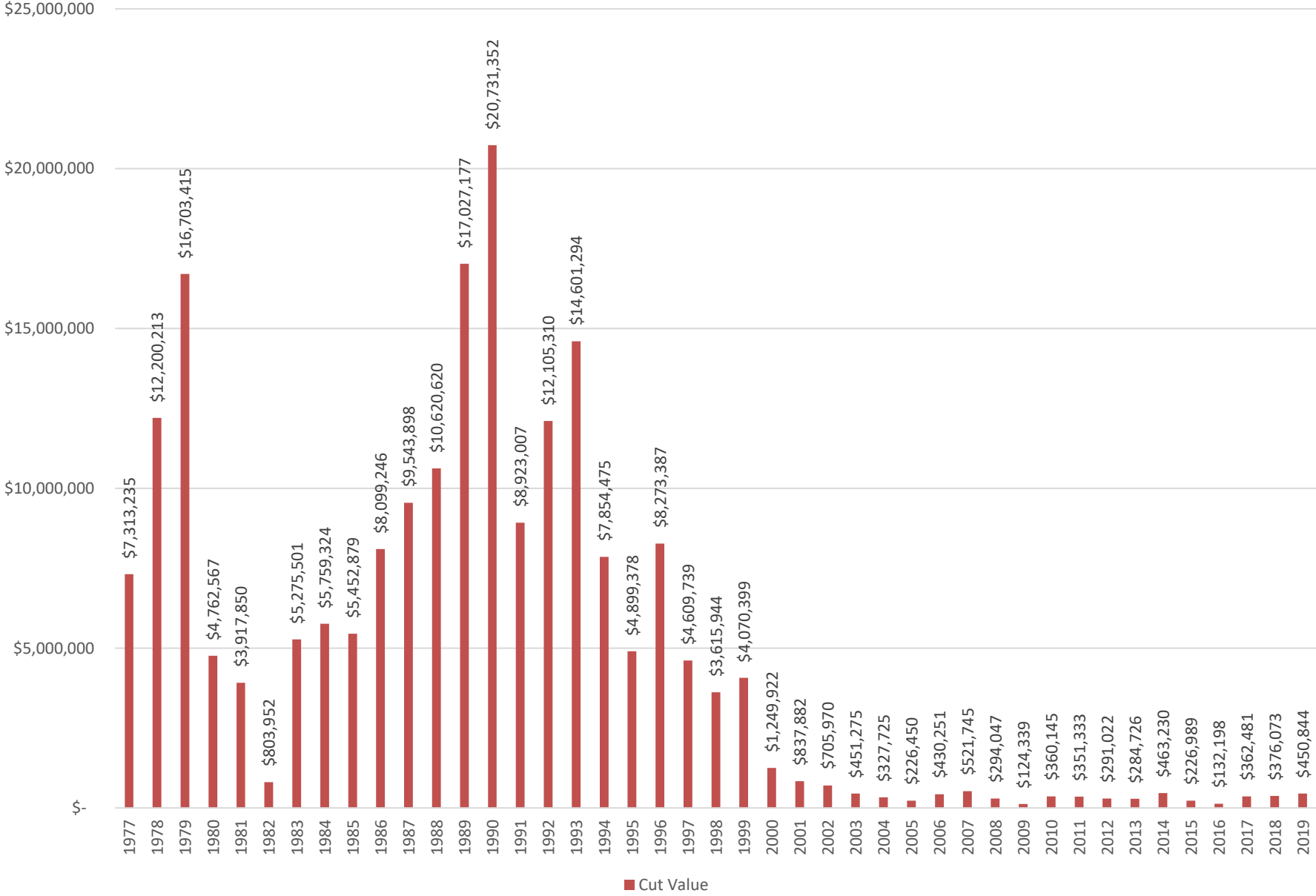
<b>Fiscal Year</b>	<b>State Name</b>	<b>Forest Name</b>	<b>Cut Volume</b>	<b>Cut Value</b>
1977	California	Sequoia N:	124,792	\$4,640,178
1978	California	Sequoia N:	86,219	\$4,506,314
1979	California	Sequoia N:	105,152	\$6,413,337
1980	California	Sequoia N:	69,065	\$3,416,043
1981	California	Sequoia N:	60,634	\$2,457,714
1982	California	Sequoia N:	56,817	\$854,338
1983	California	Sequoia N:	91,084	\$3,471,821
1984	California	Sequoia N:	90,463	\$2,359,106
1985	California	Sequoia N:	99,920	\$3,365,696
1986	California	Sequoia N:	85,136	\$3,747,251
1987	California	Sequoia N:	73,834	\$4,810,226
1988	California	Sequoia N:	72,030	\$3,294,876
1989	California	Sequoia N:	60,185	\$4,093,645
1990	California	Sequoia N:	55,740	\$2,993,218
1991	California	Sequoia N:	69,892	\$3,409,581
1992	California	Sequoia N:	63,853	\$6,824,850
1993	California	Sequoia N:	46,275	\$8,511,174
1994	California	Sequoia N:	19,163	\$5,250,980
1995	California	Sequoia N:	16,980	\$3,559,838
1996	California	Sequoia N:	16,670	\$3,577,549
1997	California	Sequoia N:	18,361	\$2,832,664
1998	California	Sequoia N:	9,718	\$1,210,160
1999	California	Sequoia N:	18,273	\$3,212,471
2000	California	Sequoia N:	15,694	\$2,091,561
2001	California	Sequoia N:	5,850	\$245,374
2002	California	Sequoia N:	7,243	\$389,789
2003	California	Sequoia N:	8,003	\$321,194
2004	California	Sequoia N:	15,152	\$403,101
2005	California	Sequoia N:	12,431	\$422,486
2006	California	Sequoia N:	8,749	\$650,030
2007	California	Sequoia N:	4,327	\$180,265
2008	California	Sequoia N:	2,859	\$40,797
2009	California	Sequoia N:	2,727	\$40,288
2010	California	Sequoia N:	6,216	\$81,380
2011	California	Sequoia N:	5,524	\$45,704
2012	California	Sequoia N:	4,945	\$92,655
2012	California	Sequoia N:	-	\$0
2013	California	Sequoia N:	4,614	\$54,718
2014	California	Sequoia N:	2,492	\$43,327
2015	California	Sequoia N:	2,507	\$47,941
2016	California	Sequoia N:	2,782	\$39,211
2017	California	Sequoia N:	137	\$2,452
2018	California	Sequoia N:	15,039	\$146,832
2019	California	Sequoia N:	5,789	\$33,713

### Sierra Forest - Cut Volume (MBF)



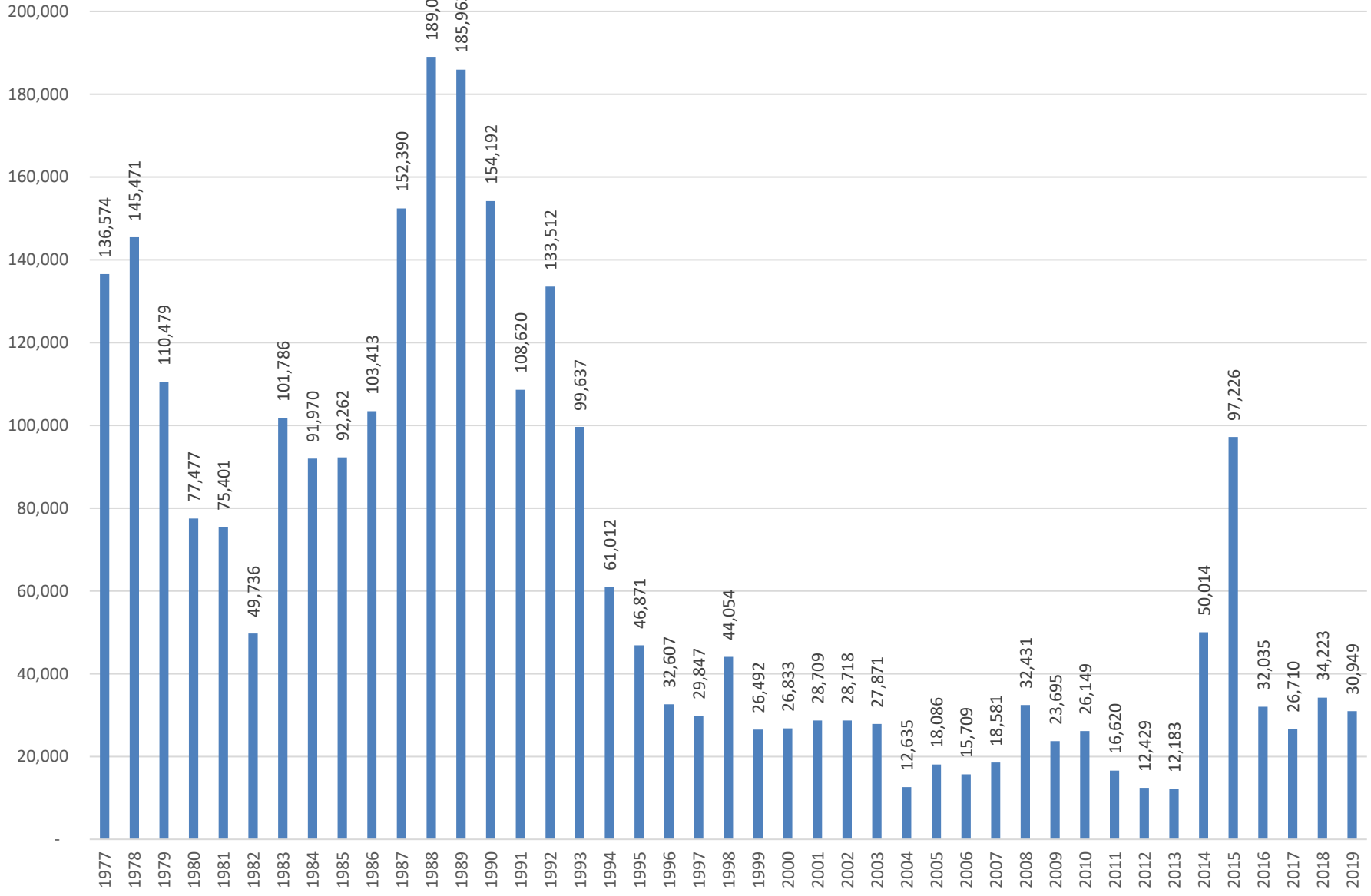
■ Cut Volume (MBF)

### Sierra Forest - Cut Value



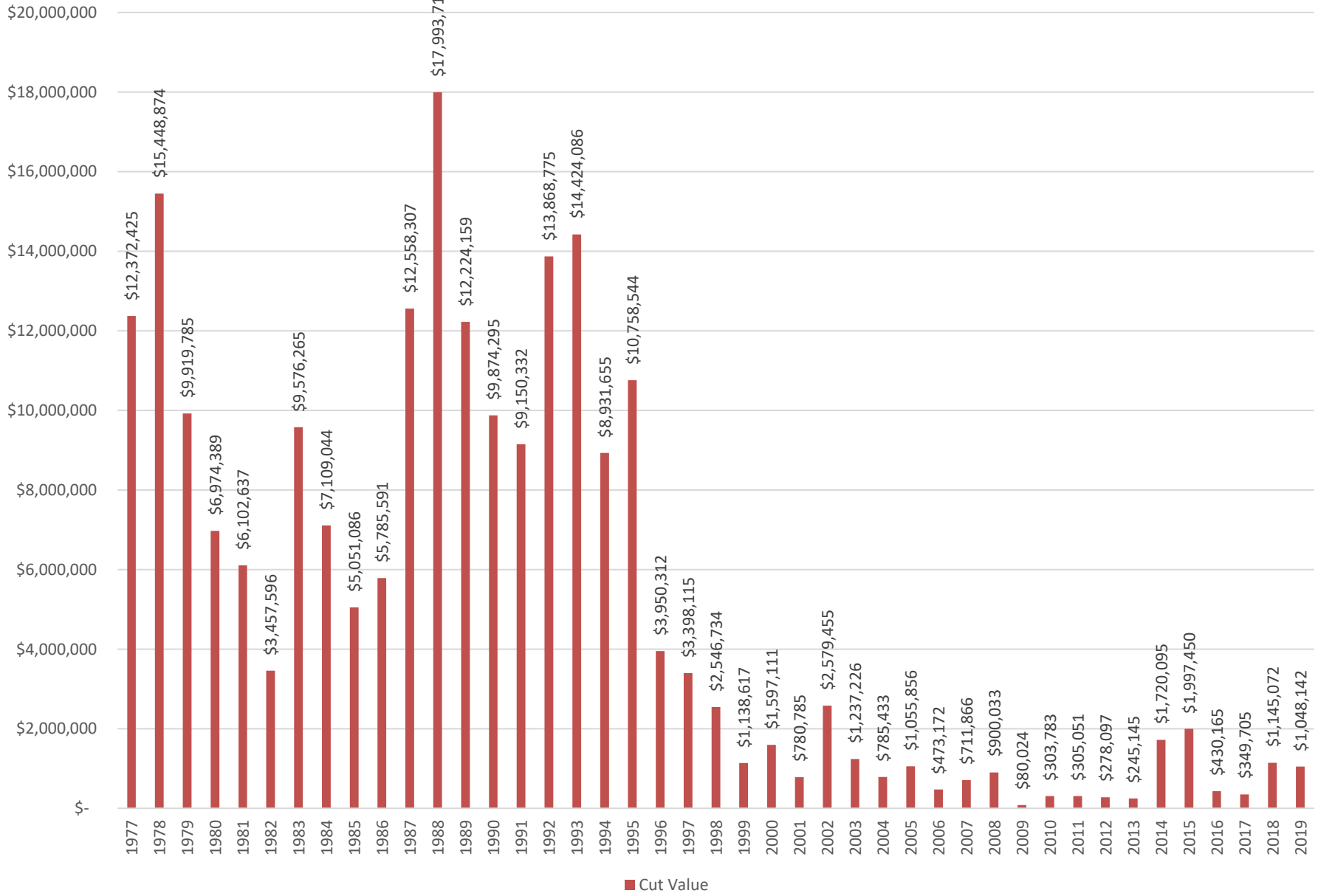
<b>Fiscal Yea</b>	<b>State Nam</b>	<b>Forest Nai</b>	<b>Cut Volume</b>	<b>Cut Value</b>
1977	California	Sierra Nati	159,425	\$ 7,313,235
1978	California	Sierra Nati	161,212	\$ 12,200,213
1979	California	Sierra Nati	178,367	\$ 16,703,415
1980	California	Sierra Nati	93,200	\$ 4,762,567
1981	California	Sierra Nati	87,573	\$ 3,917,850
1982	California	Sierra Nati	58,242	\$ 803,952
1983	California	Sierra Nati	93,608	\$ 5,275,501
1984	California	Sierra Nati	110,418	\$ 5,759,324
1985	California	Sierra Nati	125,313	\$ 5,452,879
1986	California	Sierra Nati	153,773	\$ 8,099,246
1987	California	Sierra Nati	164,896	\$ 9,543,898
1988	California	Sierra Nati	144,023	\$ 10,620,620
1989	California	Sierra Nati	166,533	\$ 17,027,177
1990	California	Sierra Nati	154,965	\$ 20,731,352
1991	California	Sierra Nati	96,976	\$ 8,923,007
1992	California	Sierra Nati	85,014	\$ 12,105,310
1993	California	Sierra Nati	64,919	\$ 14,601,294
1994	California	Sierra Nati	35,489	\$ 7,854,475
1995	California	Sierra Nati	20,710	\$ 4,899,378
1996	California	Sierra Nati	49,037	\$ 8,273,387
1997	California	Sierra Nati	26,429	\$ 4,609,739
1998	California	Sierra Nati	22,388	\$ 3,615,944
1999	California	Sierra Nati	26,594	\$ 4,070,399
2000	California	Sierra Nati	13,920	\$ 1,249,922
2001	California	Sierra Nati	12,757	\$ 837,882
2002	California	Sierra Nati	11,581	\$ 705,970
2003	California	Sierra Nati	9,772	\$ 451,275
2004	California	Sierra Nati	6,768	\$ 327,725
2005	California	Sierra Nati	8,981	\$ 226,450
2006	California	Sierra Nati	14,211	\$ 430,251
2007	California	Sierra Nati	18,478	\$ 521,745
2008	California	Sierra Nati	8,589	\$ 294,047
2009	California	Sierra Nati	4,090	\$ 124,339
2010	California	Sierra Nati	11,934	\$ 360,145
2011	California	Sierra Nati	16,468	\$ 351,333
2012	California	Sierra Nati	20,619	\$ 291,022
2013	California	Sierra Nati	19,363	\$ 284,726
2014	California	Sierra Nati	26,305	\$ 463,230
2015	California	Sierra Nati	22,634	\$ 226,989
2016	California	Sierra Nati	14,175	\$ 132,198
2017	California	Sierra Nati	23,093	\$ 362,481
2018	California	Sierra Nati	25,378	\$ 376,073
2019	California	Sierra Nati	33,878	\$ 450,844

### Stanislaus Forest - Cut Volume (MBF)



■ Cut Volume (MBF)

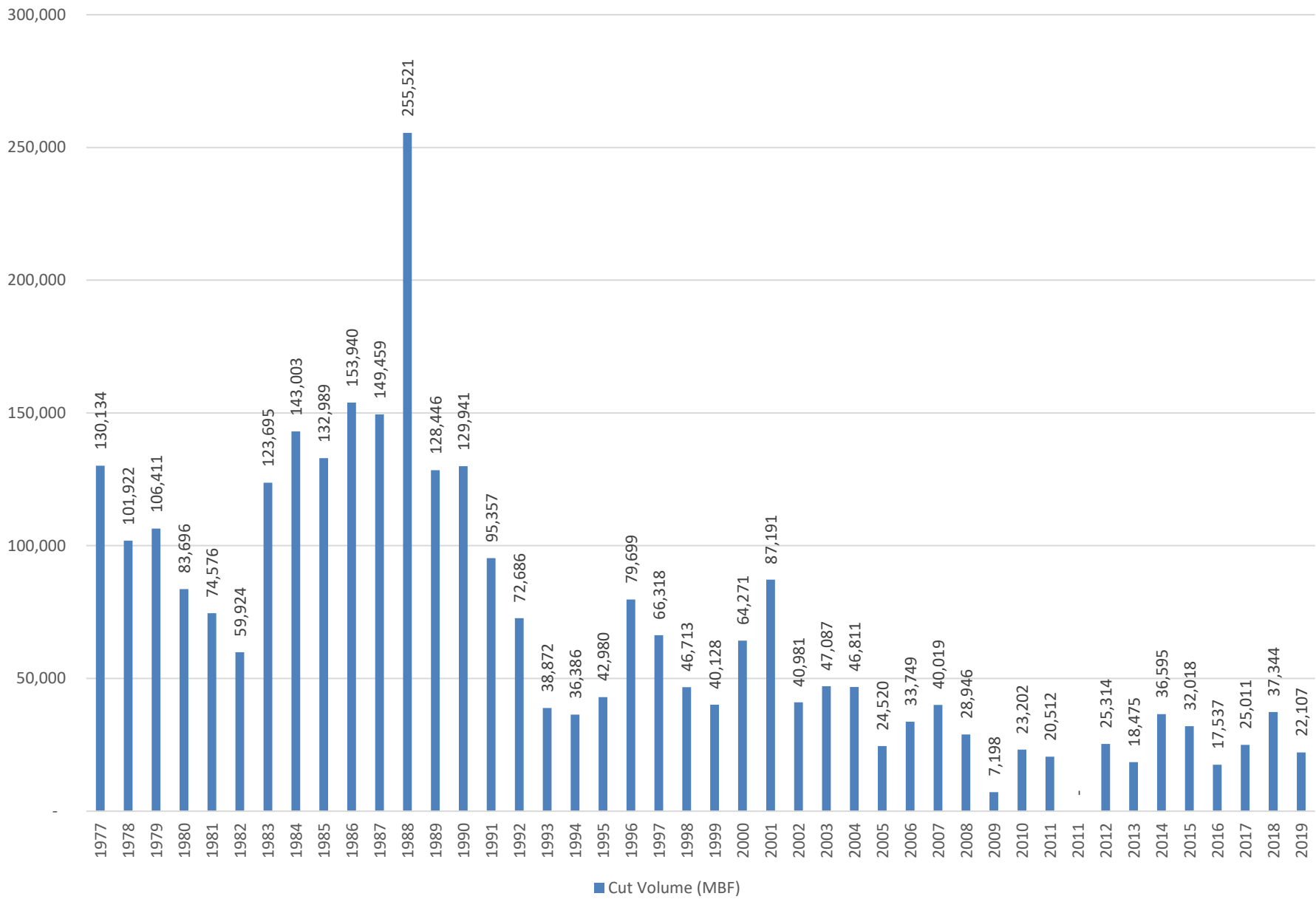
## Stanislaus Forest - Cut Value



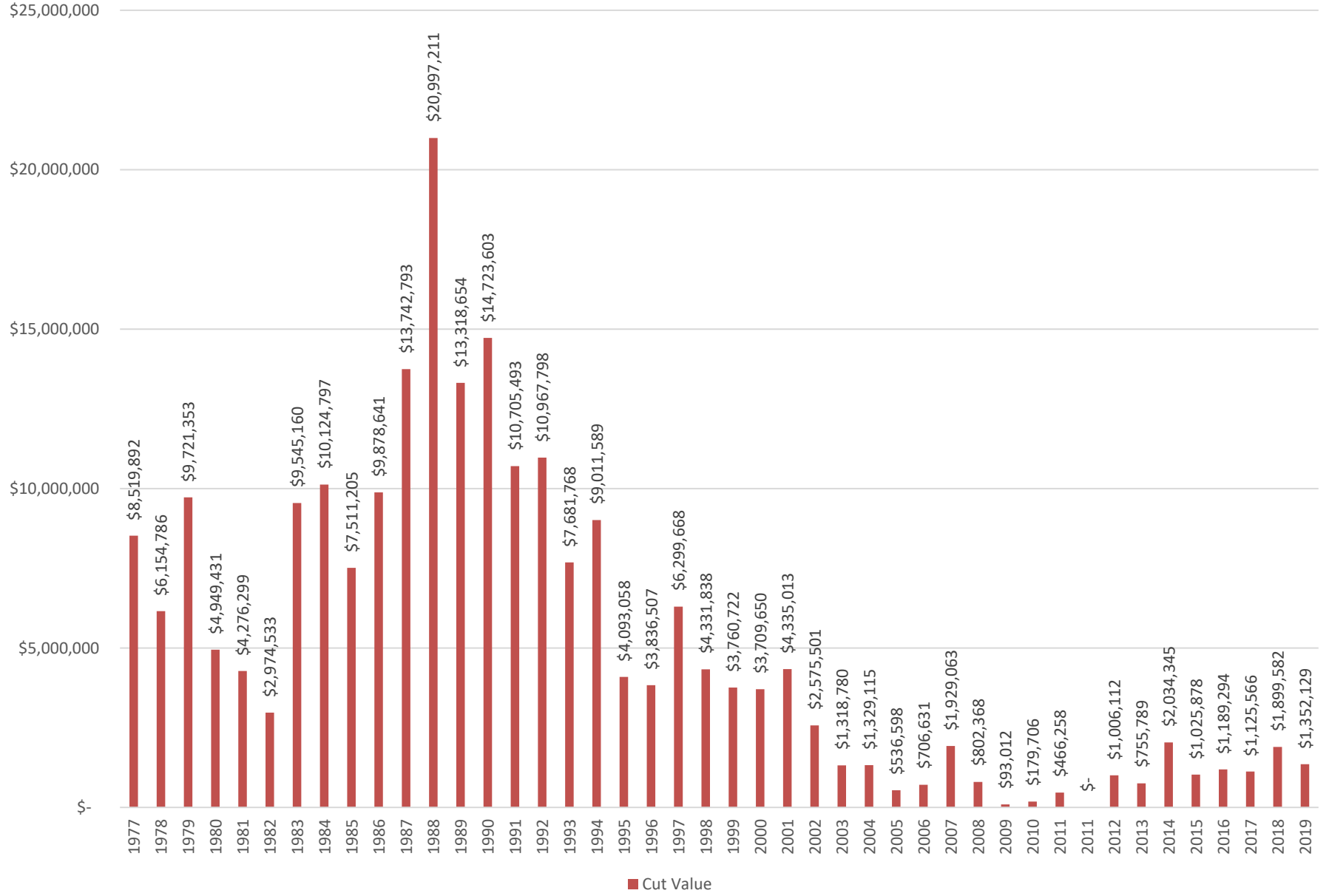
<b>Fiscal Yea</b>	<b>State Nam</b>	<b>Forest Nai</b>	<b>Cut Volume</b>	<b>Cut Value</b>
1977	California	Stanislaus	136,574	\$ 12,372,425
1978	California	Stanislaus	145,471	\$ 15,448,874
1979	California	Stanislaus	110,479	\$ 9,919,785
1980	California	Stanislaus	77,477	\$ 6,974,389
1981	California	Stanislaus	75,401	\$ 6,102,637
1982	California	Stanislaus	49,736	\$ 3,457,596
1983	California	Stanislaus	101,786	\$ 9,576,265
1984	California	Stanislaus	91,970	\$ 7,109,044
1985	California	Stanislaus	92,262	\$ 5,051,086
1986	California	Stanislaus	103,413	\$ 5,785,591
1987	California	Stanislaus	152,390	\$ 12,558,307
1988	California	Stanislaus	189,020	\$ 17,993,719
1989	California	Stanislaus	185,963	\$ 12,224,159
1990	California	Stanislaus	154,192	\$ 9,874,295
1991	California	Stanislaus	108,620	\$ 9,150,332
1992	California	Stanislaus	133,512	\$ 13,868,775
1993	California	Stanislaus	99,637	\$ 14,424,086
1994	California	Stanislaus	61,012	\$ 8,931,655
1995	California	Stanislaus	46,871	\$ 10,758,544
1996	California	Stanislaus	32,607	\$ 3,950,312
1997	California	Stanislaus	29,847	\$ 3,398,115
1998	California	Stanislaus	44,054	\$ 2,546,734
1999	California	Stanislaus	26,492	\$ 1,138,617
2000	California	Stanislaus	26,833	\$ 1,597,111
2001	California	Stanislaus	28,709	\$ 780,785
2002	California	Stanislaus	28,718	\$ 2,579,455
2003	California	Stanislaus	27,871	\$ 1,237,226
2004	California	Stanislaus	12,635	\$ 785,433
2005	California	Stanislaus	18,086	\$ 1,055,856
2006	California	Stanislaus	15,709	\$ 473,172
2007	California	Stanislaus	18,581	\$ 711,866
2008	California	Stanislaus	32,431	\$ 900,033
2009	California	Stanislaus	23,695	\$ 80,024
2010	California	Stanislaus	26,149	\$ 303,783
2011	California	Stanislaus	16,620	\$ 305,051
2012	California	Stanislaus	12,429	\$ 278,097
2013	California	Stanislaus	12,183	\$ 245,145
2014	California	Stanislaus	50,014	\$ 1,720,095
2015	California	Stanislaus	97,226	\$ 1,997,450
2016	California	Stanislaus	32,035	\$ 430,165
2017	California	Stanislaus	26,710	\$ 349,705
2018	California	Stanislaus	34,223	\$ 1,145,072
2019	California	Stanislaus	30,949	\$ 1,048,142



# Tahoe Forest - Cut Volume (MBF)



## Tahoe Forest - Cut Value



<b>Fiscal Yea</b>	<b>State Nam</b>	<b>Forest Nai</b>	<b>Cut Volume</b>	<b>Cut Value</b>
1977	California	Tahoe Nati	130,134	\$ 8,519,892
1978	California	Tahoe Nati	101,922	\$ 6,154,786
1979	California	Tahoe Nati	106,411	\$ 9,721,353
1980	California	Tahoe Nati	83,696	\$ 4,949,431
1981	California	Tahoe Nati	74,576	\$ 4,276,299
1982	California	Tahoe Nati	59,924	\$ 2,974,533
1983	California	Tahoe Nati	123,695	\$ 9,545,160
1984	California	Tahoe Nati	143,003	\$ 10,124,797
1985	California	Tahoe Nati	132,989	\$ 7,511,205
1986	California	Tahoe Nati	153,940	\$ 9,878,641
1987	California	Tahoe Nati	149,459	\$ 13,742,793
1988	California	Tahoe Nati	255,521	\$ 20,997,211
1989	California	Tahoe Nati	128,446	\$ 13,318,654
1990	California	Tahoe Nati	129,941	\$ 14,723,603
1991	California	Tahoe Nati	95,357	\$ 10,705,493
1992	California	Tahoe Nati	72,686	\$ 10,967,798
1993	California	Tahoe Nati	38,872	\$ 7,681,768
1994	California	Tahoe Nati	36,386	\$ 9,011,589
1995	California	Tahoe Nati	42,980	\$ 4,093,058
1996	California	Tahoe Nati	79,699	\$ 3,836,507
1997	California	Tahoe Nati	66,318	\$ 6,299,668
1998	California	Tahoe Nati	46,713	\$ 4,331,838
1999	California	Tahoe Nati	40,128	\$ 3,760,722
2000	California	Tahoe Nati	64,271	\$ 3,709,650
2001	California	Tahoe Nati	87,191	\$ 4,335,013
2002	California	Tahoe Nati	40,981	\$ 2,575,501
2003	California	Tahoe Nati	47,087	\$ 1,318,780
2004	California	Tahoe Nati	46,811	\$ 1,329,115
2005	California	Tahoe Nati	24,520	\$ 536,598
2006	California	Tahoe Nati	33,749	\$ 706,631
2007	California	Tahoe Nati	40,019	\$ 1,929,063
2008	California	Tahoe Nati	28,946	\$ 802,368
2009	California	Tahoe Nati	7,198	\$ 93,012
2010	California	Tahoe Nati	23,202	\$ 179,706
2011	California	Tahoe Nati	20,512	\$ 466,258
2011	California	Tahoe Nati	-	\$ -
2012	California	Tahoe Nati	25,314	\$ 1,006,112
2013	California	Tahoe Nati	18,475	\$ 755,789
2014	California	Tahoe Nati	36,595	\$ 2,034,345
2015	California	Tahoe Nati	32,018	\$ 1,025,878
2016	California	Tahoe Nati	17,537	\$ 1,189,294
2017	California	Tahoe Nati	25,011	\$ 1,125,566
2018	California	Tahoe Nati	37,344	\$ 1,899,582
2019	California	Tahoe Nati	22,107	\$ 1,352,129

## U.S. Forest Service Cut and Sold Reports for All Convertible Products by Nationa

Data Source: U.S. Department of Agriculture, Forest Service, Washington D.C.

Fiscal Yea	State Name	Forest Name	Cut Volume (MBF)	Cut Value
1977	California	Eldorado National Forest	86,608	\$ 8,097,628
1978	California	Eldorado National Forest	111,588	\$ 12,309,239
1979	California	Eldorado National Forest	135,556	\$ 11,295,666
1980	California	Eldorado National Forest	103,384	\$ 7,112,917
1981	California	Eldorado National Forest	119,566	\$ 18,714,126
1982	California	Eldorado National Forest	121,168	\$ 7,959,163
1983	California	Eldorado National Forest	96,226	\$ 10,415,954
1984	California	Eldorado National Forest	92,822	\$ 3,066,357
1985	California	Eldorado National Forest	118,821	\$ 7,692,974
1986	California	Eldorado National Forest	144,009	\$ 9,257,718
1987	California	Eldorado National Forest	214,550	\$ 17,909,293
1988	California	Eldorado National Forest	140,375	\$ 12,715,291
1989	California	Eldorado National Forest	189,511	\$ 18,226,143
1990	California	Eldorado National Forest	186,366	\$ 17,051,308
1991	California	Eldorado National Forest	167,853	\$ 22,014,265
1992	California	Eldorado National Forest	144,457	\$ 16,640,071
1993	California	Eldorado National Forest	97,400	\$ 22,507,815
1994	California	Eldorado National Forest	87,104	\$ 22,802,518
1995	California	Eldorado National Forest	13,976	\$ 1,695,009
1996	California	Eldorado National Forest	20,407	\$ 3,237,190
1997	California	Eldorado National Forest	24,727	\$ 3,204,302
1998	California	Eldorado National Forest	44,713	\$ 5,881,023
1999	California	Eldorado National Forest	64,452	\$ 7,582,631
2000	California	Eldorado National Forest	61,137	\$ 8,031,072
2001	California	Eldorado National Forest	46,779	\$ 4,064,695
2002	California	Eldorado National Forest	41,398	\$ 3,467,800
2003	California	Eldorado National Forest	52,277	\$ 3,710,780
2004	California	Eldorado National Forest	24,586	\$ 2,456,926
2005	California	Eldorado National Forest	28,706	\$ 3,265,992
2006	California	Eldorado National Forest	112,198	\$ 6,570,021
2007	California	Eldorado National Forest	33,405	\$ 1,594,520
2008	California	Eldorado National Forest	24,578	\$ 1,427,177
2009	California	Eldorado National Forest	11,448	\$ 347,461
2010	California	Eldorado National Forest	8,404	\$ 197,328
2011	California	Eldorado National Forest	11,378	\$ 211,201
2012	California	Eldorado National Forest	26,122	\$ 674,876
2013	California	Eldorado National Forest	21,682	\$ 827,316
2014	California	Eldorado National Forest	22,965	\$ 1,205,763
2015	California	Eldorado National Forest	8,428	\$ 698,493
2016	California	Eldorado National Forest	52,223	\$ 1,041,505
2017	California	Eldorado National Forest	50,779	\$ 473,860
2018	California	Eldorado National Forest	43,557	\$ 1,618,236
2019	California	Eldorado National Forest	38,651	\$ 1,710,247
1977	California	Inyo National Forest	855	\$ 28,759
1978	California	Inyo National Forest	2,780	\$ 43,784

1979	California	Inyo National Forest	8,098	\$	1,170,542
1980	California	Inyo National Forest	15,202	\$	1,648,349
1981	California	Inyo National Forest	5,152	\$	340,595
1982	California	Inyo National Forest	11,490	\$	789,154
1983	California	Inyo National Forest	4,847	\$	63,508
1984	California	Inyo National Forest	12,679	\$	448,625
1985	California	Inyo National Forest	20,425	\$	996,953
1986	California	Inyo National Forest	18,923	\$	1,364,187
1987	California	Inyo National Forest	8,048	\$	575,988
1988	California	Inyo National Forest	13,048	\$	1,273,883
1989	California	Inyo National Forest	15,129	\$	1,479,812
1990	California	Inyo National Forest	5,549	\$	260,601
1991	California	Inyo National Forest	4,726	\$	88,747
1992	California	Inyo National Forest	12,621	\$	2,362,351
1993	California	Inyo National Forest	8,378	\$	1,046,701
1994	California	Inyo National Forest	9,972	\$	1,391,463
1995	California	Inyo National Forest	12,483	\$	3,811,190
1996	California	Inyo National Forest	8,924	\$	1,284,833
1997	California	Inyo National Forest	4,021	\$	165,009
1998	California	Inyo National Forest	8,306	\$	1,711,389
1999	California	Inyo National Forest	4,333	\$	154,793
2000	California	Inyo National Forest	3,368	\$	105,415
2001	California	Inyo National Forest	3,195	\$	107,970
2002	California	Inyo National Forest	3,567	\$	118,640
2003	California	Inyo National Forest	3,430	\$	121,482
2004	California	Inyo National Forest	2,857	\$	94,006
2005	California	Inyo National Forest	2,465	\$	89,976
2006	California	Inyo National Forest	2,525	\$	83,602
2007	California	Inyo National Forest	2,993	\$	92,214
2008	California	Inyo National Forest	2,549	\$	96,513
2009	California	Inyo National Forest	3,246	\$	105,487
2010	California	Inyo National Forest	3,178	\$	108,573
2011	California	Inyo National Forest	3,233	\$	103,470
2012	California	Inyo National Forest	4,372	\$	115,363
2013	California	Inyo National Forest	5,243	\$	105,508
2014	California	Inyo National Forest	2,686	\$	83,681
2015	California	Inyo National Forest	2,604	\$	66,269
2016	California	Inyo National Forest	2,115	\$	57,786
2017	California	Inyo National Forest	2,165	\$	64,877
2018	California	Inyo National Forest	2,012	\$	58,412
2019	California	Inyo National Forest	2,162	\$	63,294
1980	California	Lake Tahoe Basin Mgmt Unit	3,895	\$	88,631
1981	California	Lake Tahoe Basin Mgmt Unit	1,150	\$	24,303
1982	California	Lake Tahoe Basin Mgmt Unit	4,745	\$	50,914
1983	California	Lake Tahoe Basin Mgmt Unit	1,609	\$	25,863
1984	California	Lake Tahoe Basin Mgmt Unit	3,227	\$	77,960
1985	California	Lake Tahoe Basin Mgmt Unit	2,207	\$	29,270
1986	California	Lake Tahoe Basin Mgmt Unit	1,697	\$	8,298
1987	California	Lake Tahoe Basin Mgmt Unit	1,148	\$	19,225

1988	California	Lake Tahoe Basin Mgmt Unit	1,325	\$	33,926
1989	California	Lake Tahoe Basin Mgmt Unit	2,178	\$	46,579
1990	California	Lake Tahoe Basin Mgmt Unit	15,342	\$	1,601,676
1991	California	Lake Tahoe Basin Mgmt Unit	2,570	\$	46,414
1992	California	Lake Tahoe Basin Mgmt Unit	5,626	\$	305,508
1993	California	Lake Tahoe Basin Mgmt Unit	2,600	\$	72,688
1994	California	Lake Tahoe Basin Mgmt Unit	7,151	\$	210,482
1995	California	Lake Tahoe Basin Mgmt Unit	5,052	\$	195,732
1996	California	Lake Tahoe Basin Mgmt Unit	6,301	\$	65,543
1997	California	Lake Tahoe Basin Mgmt Unit	5,020	\$	72,755
1998	California	Lake Tahoe Basin Mgmt Unit	4,151	\$	197,842
1999	California	Lake Tahoe Basin Mgmt Unit	4,988	\$	142,950
2000	California	Lake Tahoe Basin Mgmt Unit	484	\$	8,780
2001	California	Lake Tahoe Basin Mgmt Unit	1,437	\$	33,385
2002	California	Lake Tahoe Basin Mgmt Unit	1,132	\$	10,624
2003	California	Lake Tahoe Basin Mgmt Unit	846	\$	14,524
2004	California	Lake Tahoe Basin Mgmt Unit	1,780	\$	24,919
2005	California	Lake Tahoe Basin Mgmt Unit	2,054	\$	18,725
2006	California	Lake Tahoe Basin Mgmt Unit	366	\$	9,593
2007	California	Lake Tahoe Basin Mgmt Unit	1,919	\$	37,504
2008	California	Lake Tahoe Basin Mgmt Unit	2,768	\$	48,721
2009	California	Lake Tahoe Basin Mgmt Unit	7,349	\$	38,950
2010	California	Lake Tahoe Basin Mgmt Unit	920	\$	19,429
2011	California	Lake Tahoe Basin Mgmt Unit	539	\$	17,102
2012	California	Lake Tahoe Basin Mgmt Unit	1,511	\$	25,737
2013	California	Lake Tahoe Basin Mgmt Unit	5,441	\$	46,694
2014	California	Lake Tahoe Basin Mgmt Unit	1,632	\$	30,061
2015	California	Lake Tahoe Basin Mgmt Unit	585	\$	20,764
2016	California	Lake Tahoe Basin Mgmt Unit	(295)	\$	5,380
2017	California	Lake Tahoe Basin Mgmt Unit	1,053	\$	21,330
2018	California	Lake Tahoe Basin Mgmt Unit	293	\$	9,836
2019	California	Lake Tahoe Basin Mgmt Unit	8,076	\$	78,954
1977	California	Lassen National Forest	176,941	\$	24,467,048
1978	California	Lassen National Forest	151,529	\$	22,750,519
1979	California	Lassen National Forest	172,359	\$	20,602,479
1980	California	Lassen National Forest	139,713	\$	21,801,780
1981	California	Lassen National Forest	106,608	\$	17,810,411
1982	California	Lassen National Forest	86,698	\$	12,243,568
1983	California	Lassen National Forest	207,058	\$	31,873,818
1984	California	Lassen National Forest	226,583	\$	33,305,784
1985	California	Lassen National Forest	194,407	\$	28,398,187
1986	California	Lassen National Forest	244,325	\$	41,718,116
1987	California	Lassen National Forest	199,779	\$	36,859,085
1988	California	Lassen National Forest	167,023	\$	29,818,472
1989	California	Lassen National Forest	168,322	\$	34,498,546
1990	California	Lassen National Forest	146,592	\$	26,762,194
1991	California	Lassen National Forest	116,987	\$	21,371,932
1992	California	Lassen National Forest	136,750	\$	29,728,494
1993	California	Lassen National Forest	85,128	\$	16,038,916

1994 California	Lassen National Forest	116,547	\$	24,415,746
1995 California	Lassen National Forest	94,483	\$	25,198,903
1996 California	Lassen National Forest	93,045	\$	10,879,526
1997 California	Lassen National Forest	84,518	\$	13,308,683
1998 California	Lassen National Forest	84,561	\$	7,758,747
1999 California	Lassen National Forest	89,588	\$	3,734,036
2000 California	Lassen National Forest	66,174	\$	3,440,480
2001 California	Lassen National Forest	52,719	\$	1,630,324
2002 California	Lassen National Forest	39,475	\$	1,567,689
2003 California	Lassen National Forest	44,586	\$	1,703,037
2004 California	Lassen National Forest	45,404	\$	2,528,892
2005 California	Lassen National Forest	44,450	\$	2,356,368
2006 California	Lassen National Forest	53,524	\$	2,415,250
2007 California	Lassen National Forest	24,990	\$	1,126,711
2008 California	Lassen National Forest	29,283	\$	835,816
2009 California	Lassen National Forest	28,733	\$	451,051
2010 California	Lassen National Forest	28,046	\$	666,964
2011 California	Lassen National Forest	39,127	\$	899,190
2012 California	Lassen National Forest	59,660	\$	3,234,130
2013 California	Lassen National Forest	38,049	\$	1,179,601
2014 California	Lassen National Forest	51,729	\$	1,135,016
2015 California	Lassen National Forest	25,601	\$	447,573
2016 California	Lassen National Forest	70,189	\$	4,196,632
2017 California	Lassen National Forest	45,450	\$	4,279,308
2018 California	Lassen National Forest	48,706	\$	2,165,797
2019 California	Lassen National Forest	20,938	\$	1,025,279
1977 California	Plumas National Forest	180,755	\$	13,285,909
1978 California	Plumas National Forest	216,157	\$	16,258,520
1979 California	Plumas National Forest	236,473	\$	18,371,329
1980 California	Plumas National Forest	228,302	\$	15,844,290
1981 California	Plumas National Forest	143,072	\$	17,352,149
1982 California	Plumas National Forest	109,519	\$	2,055,777
1983 California	Plumas National Forest	172,768	\$	13,584,441
1984 California	Plumas National Forest	181,960	\$	19,651,541
1985 California	Plumas National Forest	174,611	\$	12,591,138
1986 California	Plumas National Forest	205,664	\$	15,324,158
1987 California	Plumas National Forest	238,031	\$	23,244,576
1988 California	Plumas National Forest	237,712	\$	29,866,025
1989 California	Plumas National Forest	195,725	\$	25,983,755
1990 California	Plumas National Forest	207,432	\$	25,467,404
1991 California	Plumas National Forest	242,818	\$	34,991,854
1992 California	Plumas National Forest	164,528	\$	30,218,969
1993 California	Plumas National Forest	88,168	\$	13,264,106
1994 California	Plumas National Forest	76,744	\$	12,465,439
1995 California	Plumas National Forest	73,917	\$	22,479,838
1996 California	Plumas National Forest	41,788	\$	10,414,816
1997 California	Plumas National Forest	47,038	\$	5,286,131
1998 California	Plumas National Forest	32,731	\$	4,717,806
1999 California	Plumas National Forest	41,101	\$	1,340,027

2000 California	Plumas National Forest	41,288	\$	1,418,456
2001 California	Plumas National Forest	32,711	\$	1,326,596
2002 California	Plumas National Forest	32,665	\$	938,766
2003 California	Plumas National Forest	18,888	\$	1,330,886
2004 California	Plumas National Forest	16,770	\$	247,403
2005 California	Plumas National Forest	24,671	\$	1,688,081
2006 California	Plumas National Forest	52,003	\$	2,918,881
2007 California	Plumas National Forest	37,444	\$	1,623,320
2008 California	Plumas National Forest	28,522	\$	877,029
2009 California	Plumas National Forest	10,864	\$	208,795
2010 California	Plumas National Forest	65,854	\$	735,755
2011 California	Plumas National Forest	40,182	\$	895,258
2012 California	Plumas National Forest	32,074	\$	982,786
2013 California	Plumas National Forest	-	\$	-
2013 California	Plumas National Forest	39,288	\$	1,890,062
2014 California	Plumas National Forest	62,214	\$	2,377,322
2015 California	Plumas National Forest	31,381	\$	1,151,548
2016 California	Plumas National Forest	28,454	\$	1,237,199
2017 California	Plumas National Forest	29,765	\$	1,788,087
2018 California	Plumas National Forest	32,610	\$	2,506,347
2019 California	Plumas National Forest	19,031	\$	667,755
1977 California	Sequoia National Forest	124,792	\$	4,640,178
1978 California	Sequoia National Forest	86,219	\$	4,506,314
1979 California	Sequoia National Forest	105,152	\$	6,413,337
1980 California	Sequoia National Forest	69,065	\$	3,416,043
1981 California	Sequoia National Forest	60,634	\$	2,457,714
1982 California	Sequoia National Forest	56,817	\$	854,338
1983 California	Sequoia National Forest	91,084	\$	3,471,821
1984 California	Sequoia National Forest	90,463	\$	2,359,106
1985 California	Sequoia National Forest	99,920	\$	3,365,696
1986 California	Sequoia National Forest	85,136	\$	3,747,251
1987 California	Sequoia National Forest	73,834	\$	4,810,226
1988 California	Sequoia National Forest	72,030	\$	3,294,876
1989 California	Sequoia National Forest	60,185	\$	4,093,645
1990 California	Sequoia National Forest	55,740	\$	2,993,218
1991 California	Sequoia National Forest	69,892	\$	3,409,581
1992 California	Sequoia National Forest	63,853	\$	6,824,850
1993 California	Sequoia National Forest	46,275	\$	8,511,174
1994 California	Sequoia National Forest	19,163	\$	5,250,980
1995 California	Sequoia National Forest	16,980	\$	3,559,838
1996 California	Sequoia National Forest	16,670	\$	3,577,549
1997 California	Sequoia National Forest	18,361	\$	2,832,664
1998 California	Sequoia National Forest	9,718	\$	1,210,160
1999 California	Sequoia National Forest	18,273	\$	3,212,471
2000 California	Sequoia National Forest	15,694	\$	2,091,561
2001 California	Sequoia National Forest	5,850	\$	245,374
2002 California	Sequoia National Forest	7,243	\$	389,789
2003 California	Sequoia National Forest	8,003	\$	321,194
2004 California	Sequoia National Forest	15,152	\$	403,101



2005 California	Sequoia National Forest	12,431	\$	422,486
2006 California	Sequoia National Forest	8,749	\$	650,030
2007 California	Sequoia National Forest	4,327	\$	180,265
2008 California	Sequoia National Forest	2,859	\$	40,797
2009 California	Sequoia National Forest	2,727	\$	40,288
2010 California	Sequoia National Forest	6,216	\$	81,380
2011 California	Sequoia National Forest	5,524	\$	45,704
2012 California	Sequoia National Forest	4,945	\$	92,655
2012 California	Sequoia National Forest	-	\$	-
2013 California	Sequoia National Forest	4,614	\$	54,718
2014 California	Sequoia National Forest	2,492	\$	43,327
2015 California	Sequoia National Forest	2,507	\$	47,941
2016 California	Sequoia National Forest	2,782	\$	39,211
2017 California	Sequoia National Forest	137	\$	2,452
2018 California	Sequoia National Forest	15,039	\$	146,832
2019 California	Sequoia National Forest	5,789	\$	33,713
1977 California	Sierra National Forest	159,425	\$	7,313,235
1978 California	Sierra National Forest	161,212	\$	12,200,213
1979 California	Sierra National Forest	178,367	\$	16,703,415
1980 California	Sierra National Forest	93,200	\$	4,762,567
1981 California	Sierra National Forest	87,573	\$	3,917,850
1982 California	Sierra National Forest	58,242	\$	803,952
1983 California	Sierra National Forest	93,608	\$	5,275,501
1984 California	Sierra National Forest	110,418	\$	5,759,324
1985 California	Sierra National Forest	125,313	\$	5,452,879
1986 California	Sierra National Forest	153,773	\$	8,099,246
1987 California	Sierra National Forest	164,896	\$	9,543,898
1988 California	Sierra National Forest	144,023	\$	10,620,620
1989 California	Sierra National Forest	166,533	\$	17,027,177
1990 California	Sierra National Forest	154,965	\$	20,731,352
1991 California	Sierra National Forest	96,976	\$	8,923,007
1992 California	Sierra National Forest	85,014	\$	12,105,310
1993 California	Sierra National Forest	64,919	\$	14,601,294
1994 California	Sierra National Forest	35,489	\$	7,854,475
1995 California	Sierra National Forest	20,710	\$	4,899,378
1996 California	Sierra National Forest	49,037	\$	8,273,387
1997 California	Sierra National Forest	26,429	\$	4,609,739
1998 California	Sierra National Forest	22,388	\$	3,615,944
1999 California	Sierra National Forest	26,594	\$	4,070,399
2000 California	Sierra National Forest	13,920	\$	1,249,922
2001 California	Sierra National Forest	12,757	\$	837,882
2002 California	Sierra National Forest	11,581	\$	705,970
2003 California	Sierra National Forest	9,772	\$	451,275
2004 California	Sierra National Forest	6,768	\$	327,725
2005 California	Sierra National Forest	8,981	\$	226,450
2006 California	Sierra National Forest	14,211	\$	430,251
2007 California	Sierra National Forest	18,478	\$	521,745
2008 California	Sierra National Forest	8,589	\$	294,047
2009 California	Sierra National Forest	4,090	\$	124,339

2010 California	Sierra National Forest	11,934	\$	360,145
2011 California	Sierra National Forest	16,468	\$	351,333
2012 California	Sierra National Forest	20,619	\$	291,022
2013 California	Sierra National Forest	19,363	\$	284,726
2014 California	Sierra National Forest	26,305	\$	463,230
2015 California	Sierra National Forest	22,634	\$	226,989
2016 California	Sierra National Forest	14,175	\$	132,198
2017 California	Sierra National Forest	23,093	\$	362,481
2018 California	Sierra National Forest	25,378	\$	376,073
2019 California	Sierra National Forest	33,878	\$	450,844
1977 California	Stanislaus National Forest	136,574	\$	12,372,425
1978 California	Stanislaus National Forest	145,471	\$	15,448,874
1979 California	Stanislaus National Forest	110,479	\$	9,919,785
1980 California	Stanislaus National Forest	77,477	\$	6,974,389
1981 California	Stanislaus National Forest	75,401	\$	6,102,637
1982 California	Stanislaus National Forest	49,736	\$	3,457,596
1983 California	Stanislaus National Forest	101,786	\$	9,576,265
1984 California	Stanislaus National Forest	91,970	\$	7,109,044
1985 California	Stanislaus National Forest	92,262	\$	5,051,086
1986 California	Stanislaus National Forest	103,413	\$	5,785,591
1987 California	Stanislaus National Forest	152,390	\$	12,558,307
1988 California	Stanislaus National Forest	189,020	\$	17,993,719
1989 California	Stanislaus National Forest	185,963	\$	12,224,159
1990 California	Stanislaus National Forest	154,192	\$	9,874,295
1991 California	Stanislaus National Forest	108,620	\$	9,150,332
1992 California	Stanislaus National Forest	133,512	\$	13,868,775
1993 California	Stanislaus National Forest	99,637	\$	14,424,086
1994 California	Stanislaus National Forest	61,012	\$	8,931,655
1995 California	Stanislaus National Forest	46,871	\$	10,758,544
1996 California	Stanislaus National Forest	32,607	\$	3,950,312
1997 California	Stanislaus National Forest	29,847	\$	3,398,115
1998 California	Stanislaus National Forest	44,054	\$	2,546,734
1999 California	Stanislaus National Forest	26,492	\$	1,138,617
2000 California	Stanislaus National Forest	26,833	\$	1,597,111
2001 California	Stanislaus National Forest	28,709	\$	780,785
2002 California	Stanislaus National Forest	28,718	\$	2,579,455
2003 California	Stanislaus National Forest	27,871	\$	1,237,226
2004 California	Stanislaus National Forest	12,635	\$	785,433
2005 California	Stanislaus National Forest	18,086	\$	1,055,856
2006 California	Stanislaus National Forest	15,709	\$	473,172
2007 California	Stanislaus National Forest	18,581	\$	711,866
2008 California	Stanislaus National Forest	32,431	\$	900,033
2009 California	Stanislaus National Forest	23,695	\$	80,024
2010 California	Stanislaus National Forest	26,149	\$	303,783
2011 California	Stanislaus National Forest	16,620	\$	305,051
2012 California	Stanislaus National Forest	12,429	\$	278,097
2013 California	Stanislaus National Forest	12,183	\$	245,145
2014 California	Stanislaus National Forest	50,014	\$	1,720,095
2015 California	Stanislaus National Forest	97,226	\$	1,997,450

2016 California	Stanislaus National Forest	32,035	\$	430,165
2017 California	Stanislaus National Forest	26,710	\$	349,705
2018 California	Stanislaus National Forest	34,223	\$	1,145,072
2019 California	Stanislaus National Forest	30,949	\$	1,048,142
1977 California	Tahoe National Forest	130,134	\$	8,519,892
1978 California	Tahoe National Forest	101,922	\$	6,154,786
1979 California	Tahoe National Forest	106,411	\$	9,721,353
1980 California	Tahoe National Forest	83,696	\$	4,949,431
1981 California	Tahoe National Forest	74,576	\$	4,276,299
1982 California	Tahoe National Forest	59,924	\$	2,974,533
1983 California	Tahoe National Forest	123,695	\$	9,545,160
1984 California	Tahoe National Forest	143,003	\$	10,124,797
1985 California	Tahoe National Forest	132,989	\$	7,511,205
1986 California	Tahoe National Forest	153,940	\$	9,878,641
1987 California	Tahoe National Forest	149,459	\$	13,742,793
1988 California	Tahoe National Forest	255,521	\$	20,997,211
1989 California	Tahoe National Forest	128,446	\$	13,318,654
1990 California	Tahoe National Forest	129,941	\$	14,723,603
1991 California	Tahoe National Forest	95,357	\$	10,705,493
1992 California	Tahoe National Forest	72,686	\$	10,967,798
1993 California	Tahoe National Forest	38,872	\$	7,681,768
1994 California	Tahoe National Forest	36,386	\$	9,011,589
1995 California	Tahoe National Forest	42,980	\$	4,093,058
1996 California	Tahoe National Forest	79,699	\$	3,836,507
1997 California	Tahoe National Forest	66,318	\$	6,299,668
1998 California	Tahoe National Forest	46,713	\$	4,331,838
1999 California	Tahoe National Forest	40,128	\$	3,760,722
2000 California	Tahoe National Forest	64,271	\$	3,709,650
2001 California	Tahoe National Forest	87,191	\$	4,335,013
2002 California	Tahoe National Forest	40,981	\$	2,575,501
2003 California	Tahoe National Forest	47,087	\$	1,318,780
2004 California	Tahoe National Forest	46,811	\$	1,329,115
2005 California	Tahoe National Forest	24,520	\$	536,598
2006 California	Tahoe National Forest	33,749	\$	706,631
2007 California	Tahoe National Forest	40,019	\$	1,929,063
2008 California	Tahoe National Forest	28,946	\$	802,368
2009 California	Tahoe National Forest	7,198	\$	93,012
2010 California	Tahoe National Forest	23,202	\$	179,706
2011 California	Tahoe National Forest	20,512	\$	466,258
2011 California	Tahoe National Forest	-	\$	-
2012 California	Tahoe National Forest	25,314	\$	1,006,112
2013 California	Tahoe National Forest	18,475	\$	755,789
2014 California	Tahoe National Forest	36,595	\$	2,034,345
2015 California	Tahoe National Forest	32,018	\$	1,025,878
2016 California	Tahoe National Forest	17,537	\$	1,189,294
2017 California	Tahoe National Forest	25,011	\$	1,125,566
2018 California	Tahoe National Forest	37,344	\$	1,899,582
2019 California	Tahoe National Forest	22,107	\$	1,352,129

**il Forest, FY1977 to FY2019**